

## AUSTRIA CECE CTX(EUR)

ISIN: AT0000726443 WKN: -

## Overview

2024/07/17 11:18:59

Price

**2,004.57** EURDifference  0.28% (5.63)

## General attributes

ISIN	AT0000726443
Symbol	-
Country	Czechia
Instruments in index	9
Type of index	Price Index
Security type	Index

## Market data


Open	2,001.07 EUR
High	2,008.03 EUR
Low	2,001.07 EUR
Close (prev. day)	1,998.94 EUR
Trading volume (m)	-
Volume (pcs)	-

## Top 5

Name 	Price	+ - (%)	Trend 
PRIMOCO UA...	1,020.00	+2.00	
COLT CZ GR...	676.00	+0.75	
ERSTE GROU...	47.05	+0.46	
PHILIP MOR...	15,420.00	+0.39	
KOMERCNI B...	799.50	+0.31	

Intraday 1W 1M 6m 1Y 3Y

## Flop 5

Name 	Price	+ - (%)	Trend 
MONETA MON...	104.80	-0.19	

Intraday 1W 1M 6m 1Y 3Y

## Futures and Options

Related Futures -

5Y













Information about previous performance does not guarantee future performance.

Source: FactSet

## Recent research

on market

Date	Headline	Download
2024/07/17	 Akciové trhy - denní zpráva	
2024/07/17	 Velký přehled o recyklaci skla v ČR	
2024/07/17	 Ranní restart	
2024/07/16	 Plastové odpady mimo PET: Produkce, recyklace a po...	
2024/07/16	 Akciové trhy - denní zpráva	

Related Options

-

## Details

2024/07/17 11:18:59

Price

**2,004.57** EUR

Difference



0.28% (5.63)

## General attributes

ISIN AT0000726443

Symbol -

Country Czechia

Security type Index

Instruments in index 9

## Market data

Open 2,001.07 EUR

High 2,008.03 EUR

Low 2,001.07 EUR

Close (prev. day) 1,998.94 EUR

Trading volume (m) -

Volume (pcs) -

## Performance and Risk

	6m	1Y	3Y
Perf (%)	+7.38%	+13.96%	+31.56%
Perf (abs.)	+137.30	+244.84	+479.55
Beta	-	-	-
Volatility	11.19	10.09	19.10



Information about previous performance does not guarantee future performance.

Source: FactSet

## Price data

Ø price 5 days   Ø volume 5 days (pcs.)	1,990.51 EUR (0)
Ø price 30 days   Ø volume 30 days (pcs.)	1,975.19 EUR (0)
Ø price 100 days   Ø volume 100 days (pcs.)	1,943.90 EUR (0)
Ø price 250 days   Ø volume 250 days (pcs.)	1,856.87 EUR (0)
YTD High   date	2,033.21 EUR (2024/05/21)
YTD Low   date	1,791.79 EUR (2024/03/05)
52 Weeks High   date	2,033.21 EUR (2024/05/21)
52 Weeks Low   date	1,706.27 EUR (2023/09/11)

## Composition

Name  ISIN	Price	Diff %  Diff +/-	Performance 	Date Time	Turnover Pc.  Turnover Money 
CEZ AS CZ0005112300	904.50	0.11% 1.00		24/07/17 11:17:39	9,003 8,160,550.50
COLT CZ GROUP SE CZK0.10 CZ0009008942	676.00	0.75% 5.00		24/07/17 11:18:34	3,803 2,558,263.00
ERSTE GROUP BANK AG AT0000652011	1,190.00	0.46% 5.50		24/07/17 11:15:47	32,094 38,182,538.50
KOFOLA CESKOSLOVENSKO AS ... CZ0009000121	300.00	0.00% 0.00		24/07/17 11:18:59	1,467 440,329.00
KOMERCNI BANKA CZ0008019106	799.50	0.31% 2.50		24/07/17 11:18:08	23,730 18,962,330.00
MONETA MONEY BANK A.S. CZ0008040318	104.80	-0.19% -0.20		24/07/17 11:13:30	13,467 1,414,578.60
PHILIP MORRIS(CZ) CZK1000 CS0008418869	15,420.00	0.39% 60.00		24/07/17 11:04:11	43 661,580.00
PRIMOCO UAV SE CZK1 CZ0005135970	1,020.00	2.00% 20.00		24/07/17 09:55:31	45 46,000.00
VIENNA INSURANCE GROUP AT0000908504	780.00	0.00% 0.00		24/07/17 11:14:08	29 22,613.00