

AUSTRIA CECE CTX(EUR)

ISIN: **AT0000726443** WKN: -

Overview

2024/07/22 09:50:00

Price

2,020.17 EURDifference  -0.26% (-5.21)


General attributes

ISIN	AT0000726443
Symbol	-
Country	Czechia
Instruments in index	9
Type of index	Price Index
Security type	Index

Market data

Open	2,028.15 EUR
High	2,028.15 EUR
Low	2,019.11 EUR
Close (prev. day)	2,025.38 EUR
Trading volume (m)	-
Volume (pcs)	-

Top 5

Name 	Price	+ - (%) 	Trend 
KOMERCNI B...	811.00	+0.12	

Intraday 1W 1M 6m 1Y 3Y

Flop 5

Name 	Price	+ - (%) 	Trend 
PRIMOCO UA...	945.00	-4.55	
VIENNA INS...	30.35	-2.30	
MONETA MON...	108.80	-0.37	
KOFOLA CES...	299.00	-0.33	
CEZ AS	908.50	-0.27	

Intraday 1W 1M 6m 1Y 3Y

Futures and Options

Related Futures	-
Related Options	-

5Y














Information about previous performance does not guarantee future performance.

Source: FactSet

Recent research

on market

Date	Headline	Download 
2024/07/22	 Ranní restart: Joe, bydlení, AI a jak uspět	
2024/07/22	 Akciové trhy - denní zpráva	
2024/07/22	 Will Hungarian central bank pause or continue with...	
2024/07/19	 Akciové trhy - denní zpráva	
2024/07/19	 Ranní restart	

Details

2024/07/22 09:50:00

Price

2,020.17 EUR

Difference

**-0.26%** (-5.21)

General attributes

ISIN AT0000726443

Symbol -

Country Czechia

Security type Index

Instruments in index 9

Market data

Open 2,028.15 EUR

High 2,028.15 EUR

Low 2,019.11 EUR

Close (prev. day) 2,025.38 EUR

Trading volume (m) -

Volume (pcs) -

Performance and Risk

	6m	1Y	3Y
Perf (%)	+9.45%	+15.03%	+36.52%
Perf (abs.)	+174.87	+264.63	+541.85
Beta	-	-	-
Volatility	11.16	10.12	19.07




Information about previous performance does not guarantee future performance.

Source: FactSet

Price data

Ø price 5 days Ø volume 5 days (pcs.)	2,011.10 EUR (0)
Ø price 30 days Ø volume 30 days (pcs.)	1,977.08 EUR (0)
Ø price 100 days Ø volume 100 days (pcs.)	1,950.11 EUR (0)
Ø price 250 days Ø volume 250 days (pcs.)	1,859.63 EUR (0)
YTD High date	2,033.21 EUR (2024/05/21)
YTD Low date	1,791.79 EUR (2024/03/05)
52 Weeks High date	2,033.21 EUR (2024/05/21)
52 Weeks Low date	1,706.27 EUR (2023/09/11)

Composition

Name  ISIN	Price	Diff %  Diff +/-	Performance 	Date Time	Turnover Pc.  Turnover Money 
CEZ AS CZ0005112300	908.50	-0.27% -2.50		24/07/22 09:49:45	6,977 6,351,231.00
COLT CZ GROUP SE CZK0.10 CZ0009008942	675.00	0.00% 0.00		24/07/22 09:44:39	262 176,830.00
ERSTE GROUP BANK AG AT0000652011	1,178.00	0.00% 0.00		24/07/22 09:49:30	1,840 2,167,630.00
KOFOLA CESKOSLOVENSKO AS ... CZ0009000121	299.00	-0.33% -1.00		24/07/22 09:43:04	1,528 456,654.00
KOMERCNI BANKA CZ0008019106	811.00	0.12% 1.00		24/07/22 09:48:18	12,666 10,285,690.50
MONETA MONEY BANK A.S. CZ0008040318	108.80	-0.37% -0.40		24/07/22 09:48:08	20,559 2,238,408.80
PHILIP MORRIS(CZ) CZK1000 CS0008418869	15,300.00	-0.13% -20.00		24/07/22 09:41:14	155 2,374,520.00
PRIMOCO UAV SE CZK1 CZ0005135970	945.00	-4.55% -45.00		24/07/22 09:49:15	2,303 2,215,475.00
VIENNA INSURANCE GROUP AT0000908504	766.00	-2.30% -18.00		24/07/22 09:50:05	1,362 1,050,828.00