

## AUSTRIA CECE CTX(EUR)

ISIN: **AT0000726443** WKN: -

## Overview

2024/06/06 17:45:00

Price

**2,012.74** EURDifference  1.38% (27.43)

## General attributes

ISIN AT0000726443

Symbol -

Country Czechia

Instruments in index 9

Type of index Price Index

Security type Index

## Market data

Open 1,985.87 EUR

High 2,015.40 EUR

Low 1,984.46 EUR

Close (prev. day) 1,985.31 EUR

Trading volume (m) -

Volume (pcs) -

## Top 5

Name 	Price	+ - (%) 	Trend 
KOMERCNI B...	775.00	+2.38 	
ERSTE GROU...	45.17	+1.78 	
MONETA MON...	98.50	+1.03 	
CEZ AS	955.50	+0.84 	
KOFOLA CES...	297.00	+0.68 	

Intraday 1W 1M 6m 1Y 3Y

## Flop 5

Name 	Price	+ - (%) 	Trend 
COLT CZ GR...	671.00	-0.45 	
PHILIP MOR...	14,960.00	-0.27 	

Intraday 1W 1M 6m 1Y 3Y

## Futures and Options

Related Futures -

5Y













Information about previous performance does not guarantee future performance.

Source: FactSet

## Recent research

on market

Date	Headline	Download
2024/06/06	 Industrial production should improve in the next q...	
2024/06/06	 Vývoj průmyslové produkce zůstává rozkolísaný	
2024/06/06	 Akciové trhy - denní zpráva	
2024/06/06	 Ranní restart	
2024/06/05	 Příznivý vývoj maloobchodních tržeb pokračuje	

Related Options

-

## Details

2024/06/06 17:45:00

Price

**2,012.74** EURDifference  1.38% (27.43)

## General attributes

ISIN AT0000726443

Symbol -

Country Czechia

Security type Index

Instruments in index 9

## Market data

Open 1,985.87 EUR

High 2,015.40 EUR

Low 1,984.46 EUR

Close (prev. day) 1,985.31 EUR

Trading volume (m) -

Volume (pcs) -

## Performance and Risk

	6m	1Y	3Y
Perf (%)	+8.40%	+13.61%	+33.79%
Perf (abs.)	+155.94	+241.16	+508.36
Beta	-	-	-
Volatility	10.98	10.38	19.23




Information about previous performance does not guarantee future performance.

Source: FactSet

## Price data

Ø price 5 days   Ø volume 5 days (pcs.)	1,998.20 EUR (0)
Ø price 30 days   Ø volume 30 days (pcs.)	1,993.07 EUR (0)
Ø price 100 days   Ø volume 100 days (pcs.)	1,907.84 EUR (0)
Ø price 250 days   Ø volume 250 days (pcs.)	1,832.07 EUR (0)
YTD High   date	2,033.21 EUR (2024/05/21)
YTD Low   date	1,791.79 EUR (2024/03/05)
52 Weeks High   date	2,033.21 EUR (2024/05/21)
52 Weeks Low   date	1,678.41 EUR (2023/06/29)

## Composition

Name  ISIN	Price	Diff %  Diff +/-	Performance 	Date Time	Turnover Pc.  Turnover Money 
CEZ AS CZ0005112300	955.50	0.84% 8.00		24/06/06 16:15:08	143,048 136,372,225.50
COLT CZ GROUP SE CZK0.10 CZ0009008942	671.00	-0.45% -3.00		24/06/06 16:15:08	10,701 7,188,554.00
ERSTE GROUP BANK AG AT0000652011	1,117.50	1.78% 19.50		24/06/06 16:18:42	43,256 47,871,494.50
KOFOLA CESKOSLOVENSKO AS ... CZ0009000121	297.00	0.68% 2.00		24/06/06 16:15:19	6,823 2,024,963.00
KOMERCNI BANKA CZ0008019106	775.00	2.38% 18.00		24/06/06 16:15:07	155,586 119,764,708.00
MONETA MONEY BANK A.S. CZ0008040318	98.50	1.03% 1.00		24/06/06 16:15:23	142,433 13,985,628.50
PHILIP MORRIS(CZ) CZK1000 CS0008418869	14,960.00	-0.27% -40.00		24/06/06 16:15:01	368 5,518,120.00
PRIMOCO UAV SE CZK1 CZ0005135970	805.00	0.63% 5.00		24/06/06 14:10:04	696 559,455.00
VIENNA INSURANCE GROUP AT0000908504	728.00	0.28% 2.00		24/06/06 15:34:36	570 412,559.00