

AUSTRIA CECE CTX(EUR)

ISIN: AT0000726443 WKN: -

Overview

2024/05/13 10:26:00

Price

1,997.90 EURDifference  0.79% (15.57)

General attributes

ISIN AT0000726443

Symbol -

Country Czechia

Instruments in index 9

Type of index Price Index

Security type Index

Market data

Open 1,982.49 EUR

High 1,999.05 EUR

Low 1,982.49 EUR

Close (prev. day) 1,982.33 EUR

Trading volume (m) -





Volume (pcs) -

Top 5

Name 	Price	+ - (%)	Trend 
CEZ AS	912.50	+1.11	
KOFOLA CES...	277.00	+0.73	
MONETA MON...	97.80	+0.62	
PHILIP MOR...	14,920.00	+0.54	
VIENNA INS...	30.70	+0.53	

Intraday **1W** 1M 6m 1Y 3Y

Flop 5

Name 	Price	+ - (%) 	Trend 
PRIMOCO UA...	850.00	-0.58	
KOMERCNI B...	794.50	-0.25	

Intraday **1W** 1M 6m 1Y 3Y

Futures and Options

Related Futures -











5Y



Information about previous performance does not guarantee future performance.

Source: FactSet

Recent research

on market		
Date	Headline	Download
2024/05/13	 Nečekaně vysoká inflace	
2024/05/13	 Akciové trhy - Denní zpráva	
2024/05/13	 Ranní restart	
2024/05/13	 Will Romanian central bank begin monetary easing?	
2024/05/10	 Akciové trhy - Denní zpráva	

Related Options

-

Details

2024/05/13 10:26:00

Price

1,997.90 EUR

Difference



0.79% (15.57)

General attributes

ISIN AT0000726443

Symbol -

Country Czechia

Security type Index

Instruments in index 9

Market data

Open 1,982.49 EUR

High 1,999.05 EUR

Low 1,982.49 EUR

Close (prev. day) 1,982.33 EUR

Trading volume (m) -

Volume (pcs) -

Performance and Risk

	6m	1Y	3Y
Perf (%)	+12.16%	+4.45%	+40.55%
Perf (abs.)	+214.99	+84.53	+571.94
Beta	-	-	-
Volatility	10.56	11.02	19.26



5Y

Information about previous performance does not guarantee future performance.
Source: FactSet

Price data

Ø price 5 days Ø volume 5 days (pcs.)	1,971.48 EUR (0)
Ø price 30 days Ø volume 30 days (pcs.)	1,947.86 EUR (0)
Ø price 100 days Ø volume 100 days (pcs.)	1,878.76 EUR (0)
Ø price 250 days Ø volume 250 days (pcs.)	1,812.98 EUR (0)
YTD High date	1,996.88 EUR (2024/05/10)
YTD Low date	1,791.79 EUR (2024/03/05)
52 Weeks High date	1,996.88 EUR (2024/05/10)
52 Weeks Low date	1,678.41 EUR (2023/06/29)

Composition

Name  ISIN	Price	Diff %  Diff +/-	Performance 	Date Time	Turnover Pc.  Turnover Money 
CEZ AS CZ0005112300	912.50	1.11% 10.00		24/05/13 10:25:50	38,299 34,812,593.50
COLT CZ GROUP SE CZK0.10 CZ0009008942	684.00	0.00% 0.00		24/05/13 10:24:11	3,355 2,303,112.00
ERSTE GROUP BANK AG AT0000652011	1,136.50	0.18% 2.00		24/05/13 10:14:27	1,309 1,487,614.50
KOFOLA CESKOSLOVENSKO AS ... CZ0009000121	277.00	0.73% 2.00		24/05/13 10:16:31	887 245,499.00
KOMERCNI BANKA CZ0008019106	794.50	-0.25% -2.00		24/05/13 10:25:47	12,923 10,276,243.50
MONETA MONEY BANK A.S. CZ0008040318	97.80	0.62% 0.60		24/05/13 10:24:40	10,217 999,738.30
PHILIP MORRIS(CZ) CZK1000 CS0008418869	14,920.00	0.54% 80.00		24/05/13 10:20:37	229 3,414,080.00
PRIMOCO UAV SE CZK1 CZ0005135970	850.00	-0.58% -5.00		24/05/13 10:19:56	1,629 1,373,000.00
VIENNA INSURANCE GROUP AT0000908504	759.00	0.53% 4.00		24/05/13 10:16:30	3,075 2,332,990.00