

AUSTRIA CECE CTX(EUR)

ISIN: AT0000726443 WKN: -

Overview

2024/05/09 17:45:00

Price

1,985.40 EURDifference  0.61% (11.94)

General attributes

ISIN AT0000726443

Symbol -

Country Czechia

Instruments in index 9

Type of index Price Index

Security type Index

Market data

Open 1,972.99 EUR

High 1,986.75 EUR

Low 1,964.77 EUR

Close (prev. day) 1,973.46 EUR

Trading volume (m) -

Volume (pcs) -

Top 5

Name 	Price	+ - (%) 	Trend 
CEZ AS	913.00	+2.41 	
VIENNA INS...	30.30	+0.81 	
PRIMOCO UA...	860.00	+0.58 	
MONETA MON...	97.90	+0.41 	
KOFOLA CES...	273.00	+0.37 	

Intraday 1W 1M 6m 1Y 3Y

Flop 5

Name 	Price	+ - (%) 	Trend 
PHILIP MOR...	14,720.00	-6.72 	
ERSTE GROU...	45.50	-0.83 	

Intraday 1W 1M 6m 1Y 3Y

Futures and Options

Related Futures -

Related Options -

5Y














Information about previous performance does not guarantee future performance.

Source: FactSet

Recent research

on market

Date	Headline	Download 
2024/05/09	 Nečekaně silný růst maloobchodních tržeb	
2024/05/09	 Akciové trhy - denní zpráva	
2024/05/09	 Ranní restart	
2024/05/07	 Inflace ve druhé polovině roku zesílí	
2024/05/07	 Corporate Credit Monitor CEE	

Details

2024/05/09 17:45:00

Price

1,985.40 EUR

Difference



0.61% (11.94)

General attributes

ISIN AT0000726443

Symbol -

Country Czechia

Security type Index

Instruments in index 9

Market data

Open 1,972.99 EUR

High 1,986.75 EUR

Low 1,964.77 EUR

Close (prev. day) 1,973.46 EUR

Trading volume (m) -

Volume (pcs) -

Performance and Risk

	6m	1Y	3Y
Perf (%)	+11.59%	+4.78%	+41.27%
Perf (abs.)	+206.28	+90.53	+579.97
Beta	-	-	-
Volatility	10.55	11.03	19.26



5Y


Information about previous performance does not guarantee future performance.

Source: FactSet

Price data

Ø price 5 days Ø volume 5 days (pcs.)	1,958.10 EUR (0)
Ø price 30 days Ø volume 30 days (pcs.)	1,946.54 EUR (0)
Ø price 100 days Ø volume 100 days (pcs.)	1,876.94 EUR (0)
Ø price 250 days Ø volume 250 days (pcs.)	1,812.08 EUR (0)
YTD High date	1,994.05 EUR (2024/05/03)
YTD Low date	1,791.79 EUR (2024/03/05)
52 Weeks High date	1,994.05 EUR (2024/05/03)
52 Weeks Low date	1,678.41 EUR (2023/06/29)

Composition

Name  ISIN	Price	Diff %  Diff +/-	Performance 	Date Time	Turnover Pc.  Turnover Money 
CEZ AS CZ0005112300	913.00	2.41% 21.50		24/05/09 16:23:13	271,459 245,463,186.00
COLT CZ GROUP SE CZK0.10 CZ0009008942	684.00	0.15% 1.00		24/05/09 16:15:27	6,556 4,481,308.00
ERSTE GROUP BANK AG AT0000652011	1,131.00	-0.83% -9.50		24/05/09 16:15:13	39,871 45,160,716.00
KOFOLA CESKOSLOVENSKO AS ... CZ0009000121	273.00	0.37% 1.00		24/05/09 16:09:38	5,598 1,527,609.00
KOMERCNI BANKA CZ0008019106	798.00	0.00% 0.00		24/05/09 16:17:34	207,384 165,048,510.50
MONETA MONEY BANK A.S. CZ0008040318	97.90	0.41% 0.40		24/05/09 16:15:20	362,901 35,560,241.40
PHILIP MORRIS(CZ) CZK1000 CS0008418869	14,720.00	-6.72% -1,060.00		24/05/09 16:15:23	2,068 30,551,360.00
PRIMOCO UAV SE CZK1 CZ0005135970	860.00	0.58% 5.00		24/05/09 15:34:57	841 723,130.00
VIENNA INSURANCE GROUP AT0000908504	746.00	0.81% 6.00		24/05/09 16:06:49	2,427 1,816,148.00