

AUSTRIA CECE CTX(EUR)

ISIN: AT0000726443 WKN: -

Overview

2024/05/09 09:33:20

Price

1,971.64 EURDifference  -0.09% (-1.82)

General attributes

ISIN AT0000726443

Symbol -

Country Czechia

Instruments in index 9

Type of index Price Index

Security type Index

Market data

Open 1,972.99 EUR

High 1,977.62 EUR

Low 1,967.24 EUR

Close (prev. day) 1,973.46 EUR

Trading volume (m) -





Volume (pcs) -

Top 5

Name	Price	+ - (%)	Trend
VIENNA INS...	30.10	+1.62	
MONETA MON...	97.90	+0.41	
KOFOLA CES...	273.00	+0.37	
COLT CZ GR...	685.00	+0.29	

Intraday 1W 1M 6m 1Y 3Y

Flop 5

Name	Price	+ - (%)	Trend
PHILIP MOR...	14,800.00	-6.21	
KOMERCNI B...	795.00	-0.38	
ERSTE GROU...	45.43	-0.35	
CEZ AS	889.00	-0.28	

Intraday 1W 1M 6m 1Y 3Y

5Y













Information about previous performance does not guarantee future performance.

Source: FactSet

Recent research

on market

Date	Headline	Download
2024/05/09	 Akciové trhy - denní zpráva	
2024/05/09	 Ranní restart	
2024/05/07	 Inflace ve druhé polovině roku zesílí	
2024/05/07	 Corporate Credit Monitor CEE	
2024/05/07	 Akciové trhy - denní zpráva	

Futures and Options

Related Futures -

Related Options -

Details

2024/05/09 09:33:20

Price

1,971.64 EUR

Difference

**-0.09%** (-1.82)

General attributes

ISIN AT0000726443

Symbol -

Country Czechia

Security type Index

Instruments in index 9

Market data

Open 1,972.99 EUR

High 1,977.62 EUR

Low 1,967.24 EUR

Close (prev. day) 1,973.46 EUR

Trading volume (m) -

Volume (pcs) -

Performance and Risk

	6m	1Y	3Y
Perf (%)	+11.05%	+3.66%	+40.42%
Perf (abs.)	+196.32	+69.62	+568.03
Beta	-	-	-
Volatility	10.54	11.02	19.27



5Y




Information about previous performance does not guarantee future performance.

Source: FactSet

Price data

Ø price 5 days Ø volume 5 days (pcs.)	1,958.49 EUR (0)
Ø price 30 days Ø volume 30 days (pcs.)	1,941.32 EUR (0)
Ø price 100 days Ø volume 100 days (pcs.)	1,874.40 EUR (0)
Ø price 250 days Ø volume 250 days (pcs.)	1,811.02 EUR (0)
YTD High date	1,994.05 EUR (2024/05/03)
YTD Low date	1,791.79 EUR (2024/03/05)
52 Weeks High date	1,994.05 EUR (2024/05/03)
52 Weeks Low date	1,678.41 EUR (2023/06/29)

Composition

Name  ISIN	Price	Diff %  Diff +/-	Performance 	Date Time	Turnover Pc.  Turnover Money 
CEZ AS CZ0005112300	889.00	-0.28% -2.50		24/05/09 09:31:45	12,225 10,890,474.50
COLT CZ GROUP SE CZK0.10 CZ0009008942	685.00	0.29% 2.00		24/05/09 09:31:30	542 371,524.00
ERSTE GROUP BANK AG AT0000652011	1,136.50	-0.35% -4.00		24/05/09 09:31:54	3,505 3,981,585.00
KOFOLA CESKOSLOVENSKO AS ... CZ0009000121	273.00	0.37% 1.00		24/05/09 09:32:05	613 167,179.00
KOMERCNI BANKA CZ0008019106	795.00	-0.38% -3.00		24/05/09 09:33:06	30,285 24,197,733.50
MONETA MONEY BANK A.S. CZ0008040318	97.90	0.41% 0.40		24/05/09 09:33:20	6,313 617,618.10
PHILIP MORRIS(CZ) CZK1000 CS0008418869	14,800.00	-6.21% -980.00		24/05/09 09:33:39	495 7,330,540.00
PRIMOCO UAV SE CZK1 CZ0005135970	855.00	0.00% 0.00		24/05/09 09:32:50	273 232,990.00
VIENNA INSURANCE GROUP AT0000908504	752.00	1.62% 12.00		24/05/09 09:26:42	1,459 1,092,571.00