

AUSTRIA CECE CTX(EUR)

ISIN: AT0000726443 WKN: -

Overview

2024/05/02 17:45:00

Price

1,986.95 EURDifference  1.21% (23.83)

General attributes

ISIN	AT0000726443
Symbol	-
Country	Czechia
Instruments in index	9
Type of index	Price Index
Security type	Index

Market data

Open	1,969.22 EUR
High	1,989.95 EUR
Low	1,966.39 EUR
Close (prev. day)	1,963.12 EUR
Trading volume (m)	-
Volume (pcs)	-

Top 5

Name 	Price	+ - (%) 	Trend 
COLT CZ GR...	663.00	+2.16 	
ERSTE GROU...	45.07	+1.58 	
KOMERCNI B...	874.50	+0.58 	
VIENNA INS...	29.35	+0.54 	
KOFOLA CES...	271.00	+0.37 	

Intraday 1W 1M 6m 1Y 3Y

Flop 5

Name 	Price	+ - (%) 	Trend 
PRIMOCO UA...	900.00	-2.17 	
CEZ AS	861.50	-0.98 	

Intraday 1W 1M 6m 1Y 3Y

Futures and Options

Related Futures	-
Related Options	-

5Y














Information about previous performance does not guarantee future performance.

Source: FactSet

Recent research

on market

Date	Headline	Download 
2024/05/02	 CNB may ease the pace of rate cuts	
2024/05/02	 ČNB může zmírnit rychlost snižování sazeb	
2024/05/02	 Měsíčník EU aktualit, číslo 247, duben 2024	
2024/05/02	 CNB a press conference can be important	
2024/05/02	 Akciové trhy - denní zpráva	

Details

2024/05/02 17:45:00

Price

1,986.95 EUR

Difference



1.21% (23.83)

General attributes

ISIN AT0000726443

Symbol -

Country Czechia

Security type Index

Instruments in index 9

Market data

Open 1,969.22 EUR

High 1,989.95 EUR

Low 1,966.39 EUR

Close (prev. day) 1,963.12 EUR

Trading volume (m) -

Volume (pcs) -

Performance and Risk

	6m	1Y	3Y
Perf (%)	+10.31%	+6.16%	+44.09%
Perf (abs.)	+185.77	+115.23	+608.00
Beta	-	-	-
Volatility	9.45	10.49	19.18





5Y

Information about previous performance does not guarantee future performance.
Source: FactSet

Price data

Ø price 5 days Ø volume 5 days (pcs.)	1,967.94 EUR (0)
Ø price 30 days Ø volume 30 days (pcs.)	1,931.88 EUR (0)
Ø price 100 days Ø volume 100 days (pcs.)	1,869.42 EUR (0)
Ø price 250 days Ø volume 250 days (pcs.)	1,808.74 EUR (0)
YTD High date	1,989.95 EUR (2024/05/02)
YTD Low date	1,791.79 EUR (2024/03/05)
52 Weeks High date	1,989.95 EUR (2024/05/02)
52 Weeks Low date	1,678.41 EUR (2023/06/29)

Composition

Name  ISIN	Price	Diff %  Diff +/-	Performance 	Date Time	Turnover Pc.  Turnover Money 
CEZ AS CZ0005112300	861.50	-0.98% -8.50		24/05/02 16:24:07	92,026 79,546,980.50
COLT CZ GROUP SE CZK0.10 CZ0009008942	663.00	2.16% 14.00	█	24/05/02 16:15:23	8,992 5,917,461.00
ERSTE GROUP BANK AG AT0000652011	1,127.50	1.58% 17.50	█	24/05/02 16:22:38	158,028 177,323,899.00
KOFOLA CESKOSLOVENSKO AS ... CZ0009000121	271.00	0.37% 1.00		24/05/02 16:15:04	7,091 1,925,023.00
KOMERCNI BANKA CZ0008019106	874.50	0.58% 5.00		24/05/02 16:24:43	612,397 534,001,044.50
MONETA MONEY BANK A.S. CZ0008040318	95.40	0.32% 0.30		24/05/02 16:24:26	656,584 63,047,204.00
PHILIP MORRIS(CZ) CZK1000 CS0008418869	16,000.00	0.00% 0.00		24/05/02 16:20:17	569 9,076,780.00
PRIMOCO UAV SE CZK1 CZ0005135970	900.00	-2.17% -20.00		24/05/02 15:57:45	2,931 2,610,420.00
VIENNA INSURANCE GROUP AT0000908504	738.00	0.54% 4.00		24/05/02 15:47:24	161 118,234.00