

AUSTRIA CECE CTX(EUR)

ISIN: AT0000726443 WKN: -

Overview

2024/04/29 14:07:13

Price

1,960.44 EURDifference  0.22% (4.35)

General attributes

| | |
|----------------------|--------------|
| ISIN | AT0000726443 |
| Symbol | - |
| Country | Czechia |
| Instruments in index | 9 |
| Type of index | Price Index |
| Security type | Index |

Market data

| | |
|--------------------|--------------|
| Open | 1,955.63 EUR |
| High | 1,961.98 EUR |
| Low | 1,951.07 EUR |
| Close (prev. day) | 1,956.09 EUR |
| Trading volume (m) | - |
| Volume (pcs) | - |

Top 5

| Name  | Price | + - (%)  | Trend  |
|--|--------|---|---|
| PRIMOCO UA... | 930.00 | +3.33  |  |
| VIENNA INS... | 29.30 | +1.65  |  |
| CEZ AS | 863.50 | +1.05  |  |
| KOMERCNI B... | 865.00 | +0.35  |  |
| MONETA MON... | 97.30 | +0.31  |  |

Intraday 1W 1M 6m 1Y 3Y

Flop 5

| Name  | Price | + - (%)  | Trend  |
|--|--------|---|---|
| ERSTE GROU... | 43.97 | -0.90  |  |
| KOFOLA CES... | 270.00 | -0.74  |  |
| COLT CZ GR... | 634.00 | -0.16  |  |

Intraday 1W 1M 6m 1Y 3Y

Futures and Options

| | |
|-----------------|---|
| Related Futures | - |
| Related Options | - |

5Y














Information about previous performance does not guarantee future performance.

Source: FactSet

Recent research

on market

| Date | Headline | Download  |
|------------|---|--|
| 2024/04/29 |  Ranní restart: cla, sankce a silver age |  |
| 2024/04/29 |  Akciové trhy - denní zpráva |  |
| 2024/04/29 |  Focus on GDP data and central bank meeting in Czec... |  |
| 2024/04/26 |  Akciové trhy - denní zpráva |  |
| 2024/04/26 |  CZ Ranní restart |  |

Details

2024/04/29 14:07:13

Price

1,960.44 EUR

Difference



0.22% (4.35)

General attributes

ISIN AT0000726443

Symbol -

Country Czechia

Security type Index

Instruments in index 9

Market data

Open 1,955.63 EUR

High 1,961.98 EUR

Low 1,951.07 EUR

Close (prev. day) 1,956.09 EUR

Trading volume (m) -

Volume (pcs) -

Performance and Risk

| | 6m | 1Y | 3Y |
|-------------|---------|--------|---------|
| Perf (%) | +12.44% | +2.11% | +42.66% |
| Perf (abs.) | +216.45 | +40.42 | +584.95 |
| Beta | - | - | - |
| Volatility | 9.59 | 10.78 | 19.16 |



5Y

Information about previous performance does not guarantee future performance.

Source: FactSet

Price data

| | |
|---|---------------------------|
| Ø price 5 days Ø volume 5 days (pcs.) | 1,963.77 EUR (0) |
| Ø price 30 days Ø volume 30 days (pcs.) | 1,919.03 EUR (0) |
| Ø price 100 days Ø volume 100 days (pcs.) | 1,864.41 EUR (0) |
| Ø price 250 days Ø volume 250 days (pcs.) | 1,806.53 EUR (0) |
| YTD High date | 1,980.21 EUR (2024/04/24) |
| YTD Low date | 1,791.79 EUR (2024/03/05) |
| 52 Weeks High date | 1,980.21 EUR (2024/04/24) |
| 52 Weeks Low date | 1,678.41 EUR (2023/06/29) |

Composition

| Name  ISIN | Price | Diff %  Diff +/- | Performance  | Date Time | Turnover Pc.  Turnover Money  |
|--|-----------|--|---|----------------------|--|
| CEZ AS CZ0005112300 | 863.50 | 1.05% 9.00 |  | 24/04/29 14:04:50 | 95,031 81,707,173.50 |
| COLT CZ GROUP SE CZK0.10 CZ0009008942 | 634.00 | -0.16% -1.00 |  | 24/04/29 14:06:06 | 2,260 1,436,166.00 |
| ERSTE GROUP BANK AG AT0000652011 | 1,106.00 | -0.90% -10.00 |  | 24/04/29 14:05:04 | 42,391 47,070,003.50 |
| KOFOLA CESKOSLOVENSKO AS ... CZ0009000121 | 270.00 | -0.74% -2.00 |  | 24/04/29 13:56:38 | 7,748 2,097,252.00 |
| KOMERCNI BANKA CZ0008019106 | 865.00 | 0.35% 3.00 |  | 24/04/29 14:07:13 | 190,815 164,890,433.50 |
| MONETA MONEY BANK A.S. CZ0008040318 | 97.30 | 0.31% 0.30 |  | 24/04/29 14:05:37 | 290,655 28,269,952.60 |
| PHILIP MORRIS(CZ) CZK1000 CS0008418869 | 16,000.00 | 0.25% 40.00 |  | 24/04/29 13:54:57 | 692 11,057,960.00 |
| PRIMOCO UAV SE CZK1 CZ0005135970 | 930.00 | 3.33% 30.00 |  | 24/04/29 13:53:46 | 920 845,775.00 |
| VIENNA INSURANCE GROUP AT0000908504 | 740.00 | 1.65% 12.00 |  | 24/04/29 13:28:55 | 6,277 4,639,024.00 |