

AUSTRIA CECE CTX(EUR)

ISIN: AT0000726443 WKN: -

Overview

2024/05/17 17:45:00

Price

2,017.03 EURDifference  0.46% (9.26)

General attributes

ISIN AT0000726443

Symbol -

Country Czechia

Instruments in index 9

Type of index Price Index

Security type Index

Market data

Open 2,010.04 EUR

High 2,019.76 EUR

Low 2,008.45 EUR

Close (prev. day) 2,007.77 EUR

Trading volume (m) -




Volume (pcs) -

Top 5

Name 	Price	+ - (%) 	Trend 
ERSTE GROU...	47.52	+2.11 	
COLT CZ GR...	678.00	+1.19 	
VIENNA INS...	31.20	+0.52 	

Intraday 1W 1M 6m 1Y 3Y

Flop 5

Name 	Price	+ - (%) 	Trend 
PRIMOCO UA...	800.00	-1.23 	
CEZ AS	914.00	-0.76 	
KOFOLA CES...	282.00	-0.70 	
MONETA MON...	96.10	-0.41 	
PHILIP MOR...	14,900.00	-0.27 	

Intraday 1W 1M 6m 1Y 3Y

5Y



Information about previous performance does not guarantee future performance.

Source: FactSet

Recent research

on market

Date	Headline	Download 
2024/05/17	 Akciové trhy - denní zpráva	
2024/05/17	 Ranní restart: nadávky, 327 mld. USD, 10 minut a d...	
2024/05/16	 Akciové trhy - denní zpráva	
2024/05/16	 Ranní restart: rovnost vs. růst, solární křivka a ...	
2024/05/15	 Corporate Credit Monitor CEE	

Futures and Options

Related Futures -

Related Options -

Details

2024/05/17 17:45:00

Price

2,017.03 EUR

Difference



0.46% (9.26)

General attributes

ISIN AT0000726443

Symbol -

Country Czechia

Security type Index

Instruments in index 9

Market data

Open 2,010.04 EUR

High 2,019.76 EUR

Low 2,008.45 EUR

Close (prev. day) 2,007.77 EUR

Trading volume (m) -

Volume (pcs) -

Performance and Risk

	6m	1Y	3Y
Perf (%)	+11.79%	+11.73%	+39.57%
Perf (abs.)	+212.80	+211.82	+571.83
Beta	-	-	-
Volatility	10.60	10.46	19.24




5Y

Information about previous performance does not guarantee future performance.
Source: FactSet

Price data

Ø price 5 days Ø volume 5 days (pcs.)	2,008.72 EUR (0)
Ø price 30 days Ø volume 30 days (pcs.)	1,964.31 EUR (0)
Ø price 100 days Ø volume 100 days (pcs.)	1,887.46 EUR (0)
Ø price 250 days Ø volume 250 days (pcs.)	1,818.38 EUR (0)
YTD High date	2,019.76 EUR (2024/05/17)
YTD Low date	1,791.79 EUR (2024/03/05)
52 Weeks High date	2,019.76 EUR (2024/05/17)
52 Weeks Low date	1,678.41 EUR (2023/06/29)

Composition

Name  ISIN	Price	Diff %  Diff +/-	Performance 	Date Time	Turnover Pc.  Turnover Money 
CEZ AS CZ0005112300	914.00	-0.76% -7.00		24/05/17 16:23:46	111,413 102,108,139.50
COLT CZ GROUP SE CZK0.10 CZ0009008942	678.00	1.19% 8.00		24/05/17 16:20:08	15,937 10,831,018.00
ERSTE GROUP BANK AG AT0000652011	1,163.00	2.11% 24.00		24/05/17 16:20:45	205,327 236,175,373.00
KOFOLA CESKOSLOVENSKO AS ... CZ0009000121	282.00	-0.70% -2.00		24/05/17 16:15:18	1,695 479,163.00
KOMERCNI BANKA CZ0008019106	784.50	-0.19% -1.50		24/05/17 16:15:01	88,535 69,675,813.50
MONETA MONEY BANK A.S. CZ0008040318	96.10	-0.41% -0.40		24/05/17 16:15:10	275,796 26,552,253.00
PHILIP MORRIS(CZ) CZK1000 CS0008418869	14,900.00	-0.27% -40.00		24/05/17 16:15:18	338 5,045,920.00
PRIMOCO UAV SE CZK1 CZ0005135970	800.00	-1.23% -10.00		24/05/17 16:08:38	4,624 3,656,315.00
VIENNA INSURANCE GROUP AT0000908504	774.00	0.52% 4.00		24/05/17 16:02:37	2,298 1,773,454.00