

AUSTRIA CECE CTX(EUR)

ISIN: AT0000726443 WKN: -

Overview

2024/04/25 17:45:00

Price

1,967.45 EURDifference  -0.02% (-0.31)

General attributes

| | |
|----------------------|--------------|
| ISIN | AT0000726443 |
| Symbol | - |
| Country | Czechia |
| Instruments in index | 9 |
| Type of index | Price Index |
| Security type | Index |

Market data


| | |
|--------------------|--------------|
| Open | 1,969.01 EUR |
| High | 1,974.29 EUR |
| Low | 1,961.55 EUR |
| Close (prev. day) | 1,967.76 EUR |
| Trading volume (m) | - |
| Volume (pcs) | - |

Top 5

| Name | Price | + - (%) | Trend |
|---------------|--------|---------|---|
| COLT CZ GR... | 634.00 | +0.63 |  |
| MONETA MON... | 103.40 | +0.39 |  |
| CEZ AS | 849.00 | +0.24 |  |

Intraday 1W 1M 6m 1Y 3Y

Flop 5

| Name | Price | + - (%) | Trend |
|---------------|--------|---------|---|
| KOFOLA CES... | 271.00 | -1.45 |  |
| VIENNA INS... | 29.25 | -0.93 |  |
| KOMERCNI B... | 861.50 | -0.92 |  |
| PRIMOCO UA... | 885.00 | -0.56 |  |
| ERSTE GROU... | 44.47 | -0.49 |  |

Intraday 1W 1M 6m 1Y 3Y

Futures and Options

| | |
|-----------------|---|
| Related Futures | - |
| Related Options | - |

5Y



Information about previous performance does not guarantee future performance.

Source: FactSet

Recent research

on market

| Date | Headline | Download |
|------------|--|---|
| 2024/04/25 |  Akciové trhy - denní zpráva |  |
| 2024/04/25 |  Ranní restart |  |
| 2024/04/24 |  Akciové trhy - denní zpráva |  |
| 2024/04/24 |  Ranní restart: kontejnery, ropai, tep a Trendovník |  |
| 2024/04/23 |  Akciové trhy - denní zpráva |  |

Details

2024/04/25 17:45:00

Price

1,967.45 EUR

Difference

**-0.02%** (-0.31)

General attributes

ISIN AT0000726443

Symbol -

Country Czechia

Security type Index

Instruments in index 9

Market data

Open 1,969.01 EUR

High 1,974.29 EUR

Low 1,961.55 EUR

Close (prev. day) 1,967.76 EUR

Trading volume (m) -

Volume (pcs) -

Performance and Risk

| | 6m | 1Y | 3Y |
|-------------|---------|--------|---------|
| Perf (%) | +13.28% | +2.21% | +44.56% |
| Perf (abs.) | +230.64 | +42.53 | +606.45 |
| Beta | - | - | - |
| Volatility | 9.55 | 10.78 | 19.16 |



5Y



Information about previous performance does not guarantee future performance.

Source: FactSet

Price data

| | |
|---|---------------------------|
| Ø price 5 days Ø volume 5 days (pcs.) | 1,962.66 EUR (0) |
| Ø price 30 days Ø volume 30 days (pcs.) | 1,915.82 EUR (0) |
| Ø price 100 days Ø volume 100 days (pcs.) | 1,863.24 EUR (0) |
| Ø price 250 days Ø volume 250 days (pcs.) | 1,806.12 EUR (0) |
| YTD High date | 1,980.21 EUR (2024/04/24) |
| YTD Low date | 1,791.79 EUR (2024/03/05) |
| 52 Weeks High date | 1,980.21 EUR (2024/04/24) |
| 52 Weeks Low date | 1,678.41 EUR (2023/06/29) |

Composition

| Name  ISIN | Price | Diff %  Diff +/- | Performance  | Date Time | Turnover Pc.  Turnover Money  |
|--|-----------|--|---|----------------------|--|
| CEZ AS CZ0005112300 | 849.00 | 0.24% 2.00 | | 24/04/25 16:16:29 | 122,284 103,469,240.50 |
| COLT CZ GROUP SE CZK0.10 CZ0009008942 | 634.00 | 0.63% 4.00 | | 24/04/25 16:15:20 | 8,484 5,368,928.00 |
| ERSTE GROUP BANK AG AT0000652011 | 1,113.50 | -0.49% -5.50 | | 24/04/25 16:23:14 | 145,485 162,397,608.00 |
| KOFOLA CESKOSLOVENSKO AS ... CZ0009000121 | 271.00 | -1.45% -4.00 | | 24/04/25 15:54:58 | 6,588 1,791,136.00 |
| KOMERCNI BANKA CZ0008019106 | 861.50 | -0.92% -8.00 | | 24/04/25 16:24:32 | 226,235 195,076,313.00 |
| MONETA MONEY BANK A.S. CZ0008040318 | 103.40 | 0.39% 0.40 | | 24/04/25 16:19:03 | 584,869 60,384,026.60 |
| PHILIP MORRIS(CZ) CZK1000 CS0008418869 | 15,800.00 | -0.25% -40.00 | | 24/04/25 16:15:15 | 393 6,211,480.00 |
| PRIMOCO UAV SE CZK1 CZ0005135970 | 885.00 | -0.56% -5.00 | | 24/04/25 16:09:43 | 1,724 1,508,960.00 |
| VIENNA INSURANCE GROUP AT0000908504 | 743.00 | -0.93% -7.00 | | 24/04/25 16:15:01 | 1,864 1,383,670.00 |