

AUSTRIA CECE CTX(EUR)

ISIN: AT0000726443 WKN: -

Overview

2024/04/23 14:24:18

Price

1,966.26 EURDifference  0.40% (7.91)

General attributes

ISIN AT0000726443

Symbol -

Country Czechia

Instruments in index 9

Type of index Price Index

Security type Index

Market data

Open 1,956.57 EUR

High 1,967.75 EUR

Low 1,953.90 EUR

Close (prev. day) 1,958.35 EUR

Trading volume (m) -

Volume (pcs) -

Top 5

Name 	Price	+ - (%) 	Trend 
VIENNA INS...	29.55	+0.95	
ERSTE GROU...	44.01	+0.91	
KOMERCNI B...	868.50	+0.64	
MONETA MON...	102.40	+0.39	
KOFOLA CES...	274.00	+0.37	

Intraday 1W 1M 6m 1Y 3Y

Flop 5

Name 	Price	+ - (%) 	Trend 
PRIMOCO UA...	890.00	-1.11	
CEZ AS	859.50	-0.64	
PHILIP MOR...	15,940.00	-0.25	

Intraday 1W 1M 6m 1Y 3Y

Futures and Options

Related Futures -

5Y






Information about previous performance does not guarantee future performance.

Source: FactSet

Recent research

on market

Date	Headline	Download 
2024/04/23	 Akciové trhy - denní zpráva	
2024/04/23	 Ranní restart	
2024/04/23	 CEE Special Report Strong growth in CEE economie...	
2024/04/22	 Akciové trhy - denní zpráva	
2024/04/22	 Ranní restart: Pokrok je skvělý #prosperita	

Related Options

-

Details

2024/04/23 14:24:18

Price

1,966.26 EUR

Difference



0.40% (7.91)

General attributes

ISIN AT0000726443

Symbol -

Country Czechia

Security type Index

Instruments in index 9

Market data

Open 1,956.57 EUR

High 1,967.75 EUR

Low 1,953.90 EUR

Close (prev. day) 1,958.35 EUR

Trading volume (m) -

Volume (pcs) -

Performance and Risk

	6m	1Y	3Y
Perf (%)	+12.97%	+1.52%	+43.30%
Perf (abs.)	+224.82	+29.40	+591.70
Beta	-	-	-
Volatility	9.53	10.80	19.18



5Y



Information about previous performance does not guarantee future performance.

Source: FactSet

Price data

Ø price 5 days Ø volume 5 days (pcs.)	1,949.92 EUR (0)
Ø price 30 days Ø volume 30 days (pcs.)	1,903.46 EUR (0)
Ø price 100 days Ø volume 100 days (pcs.)	1,859.46 EUR (0)
Ø price 250 days Ø volume 250 days (pcs.)	1,805.20 EUR (0)
YTD High date	1,960.08 EUR (2024/04/22)
YTD Low date	1,791.79 EUR (2024/03/05)
52 Weeks High date	1,960.08 EUR (2024/04/22)
52 Weeks Low date	1,678.41 EUR (2023/06/29)

Composition

Name  ISIN	Price	Diff %  Diff +/-	Performance 	Date Time	Turnover Pc.  Turnover Money 
CEZ AS CZ0005112300	859.50	-0.64% -5.50		24/04/23 14:24:18	31,859 27,398,687.00
COLT CZ GROUP SE CZK0.10 CZ0009008942	630.00	0.00% 0.00		24/04/23 14:21:45	5,162 3,259,799.00
ERSTE GROUP BANK AG AT0000652011	1,110.00	0.91% 10.00		24/04/23 14:15:45	183,758 203,265,481.00
KOFOLA CESKOSLOVENSKO AS ... CZ0009000121	274.00	0.37% 1.00		24/04/23 14:00:19	769 210,144.00
KOMERCNI BANKA CZ0008019106	868.50	0.64% 5.50		24/04/23 14:21:45	151,412 131,028,197.00
MONETA MONEY BANK A.S. CZ0008040318	102.40	0.39% 0.40		24/04/23 14:23:16	286,554 29,319,205.80
PHILIP MORRIS(CZ) CZK1000 CS0008418869	15,940.00	-0.25% -40.00		24/04/23 14:13:14	275 4,385,520.00
PRIMOCO UAV SE CZK1 CZ0005135970	890.00	-1.11% -10.00		24/04/23 14:24:16	587 526,100.00
VIENNA INSURANCE GROUP AT0000908504	745.00	0.95% 7.00		24/04/23 13:57:23	5,149 3,834,986.00