

## AUSTRIA CECE CTX(EUR)

ISIN: AT0000726443 WKN: -

## Overview

2024/04/19 17:45:00

Price

**1,950.58** EURDifference  0.04% (0.82)

## General attributes

ISIN	AT0000726443
Symbol	-
Country	Czechia
Instruments in index	9
Type of index	Price Index
Security type	Index

## Market data




Open	1,948.91 EUR
High	1,953.91 EUR
Low	1,943.57 EUR
Close (prev. day)	1,949.76 EUR
Trading volume (m)	-
Volume (pcs)	-

## Top 5

Name	Price	+ - (%)	Trend
ERSTE GROU...	43.00	+0.98	
VIENNA INS...	29.10	+0.27	

Intraday 1W 1M 6m 1Y 3Y

## Flop 5

Name	Price	+ - (%)	Trend
PHILIP MOR...	15,820.00	-1.25	
KOFOLA	271.00	-0.73	
CES...			
KOMERCNI	861.50	-0.46	
B...			
COLT CZ	626.00	-0.32	
GR...			
CEZ AS	872.00	-0.23	

Intraday 1W 1M 6m 1Y 3Y

5Y



Information about previous performance does not guarantee future performance.

Source: FactSet

## Recent research

on market

Date	Headline	Download
2024/04/19	 Akciové trhy - denní zpráva	
2024/04/19	 CZ Ranní restart	
2024/04/18	 CEE corporate bond rally	
2024/04/18	 Akciové trhy - denní zpráva	
2024/04/17	 Akciové trhy - denní zpráva	

**Futures and Options**

**Related Futures** -

**Related Options** -

## Details

2024/04/19 17:45:00

Price

**1,950.58** EUR

Difference



0.04% (0.82)

## General attributes

ISIN AT0000726443

Symbol -

Country Czechia

Security type Index

Instruments in index 9

## Market data

Open 1,948.91 EUR

High 1,953.91 EUR

Low 1,943.57 EUR

Close (prev. day) 1,949.76 EUR

Trading volume (m) -

Volume (pcs) -

## Performance and Risk

	6m	1Y	3Y
Perf (%)	+12.10%	+0.96%	+41.23%
Perf (abs.)	+210.57	+18.63	+569.43
Beta	-	-	-
Volatility	9.52	10.80	19.17



5Y

Information about previous performance does not guarantee future performance.  
Source: FactSet

## Price data

Ø price 5 days   Ø volume 5 days (pcs.)	1,948.97 EUR (0)
Ø price 30 days   Ø volume 30 days (pcs.)	1,898.85 EUR (0)
Ø price 100 days   Ø volume 100 days (pcs.)	1,858.11 EUR (0)
Ø price 250 days   Ø volume 250 days (pcs.)	1,804.56 EUR (0)
YTD High   date	1,959.75 EUR (2024/04/12)
YTD Low   date	1,791.79 EUR (2024/03/05)
52 Weeks High   date	1,959.75 EUR (2024/04/12)
52 Weeks Low   date	1,678.41 EUR (2023/06/29)

## Composition

Name  ISIN	Price	Diff %  Diff +/-	Performance 	Date Time	Turnover Pc.  Turnover Money 
CEZ AS CZ0005112300	872.00	-0.23% -2.00		24/04/19 16:16:23	114,269 99,599,588.50
COLT CZ GROUP SE CZK0.10 CZ0009008942	626.00	-0.32% -2.00		24/04/19 16:15:00	5,738 3,621,673.00
ERSTE GROUP BANK AG AT0000652011	1,080.00	0.98% 10.50		24/04/19 16:15:15	91,567 98,463,681.50
KOFOLA CESKOSLOVENSKO AS ... CZ0009000121	271.00	-0.73% -2.00		24/04/19 16:09:31	2,875 782,337.00
KOMERCNI BANKA CZ0008019106	861.50	-0.46% -4.00		24/04/19 16:15:15	203,750 175,966,965.50
MONETA MONEY BANK A.S. CZ0008040318	101.80	0.00% 0.00		24/04/19 16:15:04	360,252 36,711,769.00
PHILIP MORRIS(CZ) CZK1000 CS0008418869	15,820.00	-1.25% -200.00		24/04/19 16:22:49	215 3,434,740.00
PRIMOCO UAV SE CZK1 CZ0005135970	900.00	0.00% 0.00		24/04/19 14:58:57	9 8,100.00
VIENNA INSURANCE GROUP AT0000908504	735.00	0.27% 2.00		24/04/19 15:41:24	311 228,445.00