

AUSTRIA CECE CTX(EUR)

ISIN: AT0000726443 WKN: -

Overview

2024/04/25 09:50:00

Price

1,966.61 EURDifference  -0.06% (-1.15)

General attributes

ISIN	AT0000726443
Symbol	-
Country	Czechia
Instruments in index	9
Type of index	Price Index
Security type	Index

Market data






Open	1,969.01 EUR
High	1,971.40 EUR
Low	1,962.77 EUR
Close (prev. day)	1,967.76 EUR
Trading volume (m)	-
Volume (pcs)	-

Top 5

Name 	Price	+ - (%)	Trend 
MONETA MON...	103.60	+0.58	
PHILIP MOR...	15,900.00	+0.38	
COLT CZ GR...	632.00	+0.32	

Intraday **1W** 1M 6m 1Y 3Y

Flop 5

Name 	Price	+ - (%)	Trend 
PRIMOCO UA...	875.00	-1.69	
CEZ AS	842.00	-0.59	
KOMERCNI B...	868.00	-0.17	
ERSTE GROU...	44.35	-0.09	

Intraday **1W** 1M 6m 1Y 3Y

Futures and Options

Related Futures -

5Y



Information about previous performance does not guarantee future performance.

Source: FactSet

Recent research

on market

Date	Headline	Download
2024/04/25	 Akciové trhy - denní zpráva	
2024/04/25	 Ranní restart	
2024/04/24	 Akciové trhy - denní zpráva	
2024/04/24	 Ranní restart: kontejnery, ropai, tep a Trendovník	
2024/04/23	 Akciové trhy - denní zpráva	

Related Options

-

Details

2024/04/25 09:50:00

Price

1,966.61 EUR

Difference

**-0.06%** (-1.15)

General attributes

ISIN AT0000726443

Symbol -

Country Czechia

Security type Index

Instruments in index 9

Market data

Open 1,969.01 EUR

High 1,971.40 EUR

Low 1,962.77 EUR

Close (prev. day) 1,967.76 EUR

Trading volume (m) -

Volume (pcs) -

Performance and Risk

	6m	1Y	3Y
Perf (%)	+13.31%	+1.89%	+44.58%
Perf (abs.)	+231.22	+36.49	+606.76
Beta	-	-	-
Volatility	9.55	10.79	19.17



5Y

Information about previous performance does not guarantee future performance.
Source: FactSet

Price data

Ø price 5 days Ø volume 5 days (pcs.)	1,959.13 EUR (0)
Ø price 30 days Ø volume 30 days (pcs.)	1,912.25 EUR (0)
Ø price 100 days Ø volume 100 days (pcs.)	1,862.00 EUR (0)
Ø price 250 days Ø volume 250 days (pcs.)	1,805.79 EUR (0)
YTD High date	1,980.21 EUR (2024/04/24)
YTD Low date	1,791.79 EUR (2024/03/05)
52 Weeks High date	1,980.21 EUR (2024/04/24)
52 Weeks Low date	1,678.41 EUR (2023/06/29)

Composition

Name  ISIN	Price	Diff %  Diff +/-	Performance 	Date Time	Turnover Pc.  Turnover Money 
CEZ AS CZ0005112300	842.00	-0.59% -5.00		24/04/25 09:49:45	32,195 27,138,474.00
COLT CZ GROUP SE CZK0.10 CZ0009008942	632.00	0.32% 2.00		24/04/25 09:49:55	263 166,034.00
ERSTE GROUP BANK AG AT0000652011	1,118.00	-0.09% -1.00		24/04/25 09:46:48	33,191 37,115,768.50
KOFOLA CESKOSLOVENSKO AS ... CZ0009000121	275.00	0.00% 0.00		24/04/25 09:49:57	629 171,421.00
KOMERCNI BANKA CZ0008019106	868.00	-0.17% -1.50		24/04/25 09:49:39	13,276 11,519,466.00
MONETA MONEY BANK A.S. CZ0008040318	103.60	0.58% 0.60		24/04/25 09:48:23	52,236 5,402,809.40
PHILIP MORRIS(CZ) CZK1000 CS0008418869	15,900.00	0.38% 60.00		24/04/25 09:27:49	26 413,560.00
PRIMOCO UAV SE CZK1 CZ0005135970	875.00	-1.69% -15.00		24/04/25 09:29:00	551 473,800.00
VIENNA INSURANCE GROUP AT0000908504	750.00	0.00% 0.00		24/04/25 09:05:30	20 14,968.00