

AUSTRIA CECE CTX(EUR)

ISIN: AT0000726443 WKN:

-

Overview

2021/12/06 17:45:00

Price

1,754.10 EUR

Difference ▲ 0.46% (8.00)

General attributes

ISIN AT0000726443

Symbol -

Country Czech Republic

Instruments in index 9

Type of index Price Index

Security type Index

Market data

Open 1,746.00 EUR

High 1,764.91 EUR

Low 1,745.72 EUR

Close (prev. day) 1,746.10 EUR

Trading volume (m) -

Volume (pcs) -

Top 5

Name	Price	+ - (%)	Trend
ERSTE GROU...	39.02	+1.21	▲
O2 CZECH R...	264.50	+0.95	↔
VIENNA INS...	24.75	+0.88	↔
CEZ AS	751.00	+0.47	↔
AVAST PLC ...	605.60	+0.39	↔

Intraday 1W 1M 6m 1Y 3Y

Flop 5

Name	Price	+ - (%)	Trend
CZG CESKA	500.00	-0.79	↔
...			
PHILIP MOR...	15,620.00	-0.26	↔
KOMERCNI B...	876.00	-0.11	↔
MONETA MON...	94.80	-0.11	↔

5Y



Information about previous performance does not guarantee future performance.

Source: FactSet

Recent research

on market

Date	Headline	Download
2021/12/06	Maloobchod příjemně překvapil	
2021/12/06	Inflation: Through the (Taylor) Looking-Glass	
2021/12/06	Ranní restart: otočky, kabelky a dětství investora	
2021/12/06	Akciové trhy - denní zpráva	
2021/12/06	Polish interest rate hike veiled by uncertainty	

Intraday 1W 1M 6m 1Y 3Y

Futures and Options

Related Futures -

Related Options -

Details

2021/12/06 17:45:00

Price

1,754.10 EURDifference  0.46% (8.00)

General attributes

ISIN AT0000726443

Symbol -

Country Czech Republic

Security type Index

Instruments in index 9

Market data

Open 1,746.00 EUR

High 1,764.91 EUR

Low 1,745.72 EUR

Close (prev. day) 1,746.10 EUR

Trading volume (m) -

Volume (pcs) -

Performance and Risk

	6m	1Y	3Y
Perf (%)	+16.61%	+52.32%	+22.50%
Perf (abs.)	+248.75	+599.75	+320.67
Beta	-	-	-
Volatility	13.52	13.59	21.10








Information about previous performance does not guarantee future performance.

Source: FactSet

Price data

Ø price 5 days Ø volume 5 days (pcs.)	1,740.59 EUR (0)
Ø price 30 days Ø volume 30 days (pcs.)	1,735.74 EUR (0)
Ø price 100 days Ø volume 100 days (pcs.)	1,659.51 EUR (0)
Ø price 250 days Ø volume 250 days (pcs.)	1,473.29 EUR (0)
YTD High date	1,806.50 EUR (2021/11/09)
YTD Low date	1,210.77 EUR (2021/01/05)
52 Weeks High date	1,806.50 EUR (2021/11/09)
52 Weeks Low date	1,138.45 EUR (2020/12/21)

Composition

Name  ISIN	Price	Diff %  Diff +/-	Performance 	Date Time	Turnover Pc.  Turnover Money 
AVAST PLC ORD GBP0.10 GB00BDD85M81	180.00	0.39% 0.70		21/12/06 15:42:07	10,401 1,871,391.90
CEZ AS CZ0005112300	751.00	0.47% 3.50		21/12/06 16:15:19	287,004 216,030,883.00
CZG CESKA ZBROJOVKA GROUP... CZ0009008942	500.00	-0.79% -4.00		21/12/06 16:09:55	8,549 4,287,732.00
ERSTE GROUP BANK AG AT0000652011	990.00	1.21% 11.80		21/12/06 16:17:24	76,863 75,991,300.00
KOMERCNI BANKA CZ0008019106	876.00	-0.11% -1.00		21/12/06 16:15:26	64,497 56,732,481.50
MONETA MONEY BANK A.S. CZ0008040318	94.80	-0.11% -0.10		21/12/06 16:16:39	223,027 21,120,539.40
O2 CZECH REPUBLIC AS CZ0009093209	264.50	0.95% 2.50		21/12/06 16:22:32	30,832 8,133,868.00
PHILIP MORRIS(CZ) CZK1000 CS0008418869	15,620.00	-0.26% -40.00		21/12/06 16:15:13	530 8,289,620.00
VIENNA INSURANCE GROUP AT0000908504	628.50	0.88% 5.50		21/12/06 16:04:39	2,845 1,786,917.00