

## AUSTRIA CECE CTX(EUR)

ISIN: AT0000726443 WKN:

-

## Overview

2020/09/25 17:45:01

Price

**939.22** EURDifference  -0.32% (-2.97)

## General attributes

ISIN	AT0000726443
Symbol	-
Country	Czech Republic
Instruments in index	9
Type of index	Price Index
Security type	Index

## Market data





Open	943.74 EUR
High	952.72 EUR
Low	937.28 EUR
Close (prev. day)	942.19 EUR
Trading volume (m)	-
Volume (pcs)	-

## Top 5

Name 	Price	+ - (%) 	Trend 
O2 CZECH R...	218.50	+1.39	
STOCK SPIR...	214.00	+0.64	
CENTRAL EU...	4.235	+0.52	
CEZ AS	437.50	+0.46	

Intraday 1W 1M 6m 1Y 3Y

## Flop 5

Name 	Price	+ - (%) 	Trend 
ERSTE GROU...	17.60	-1.67	
KOMERCNI B...	485.00	-0.61	
MONETA MON...	50.80	-0.59	
VIENNA INS...	20.15	-0.56	
PHILIP MOR...	13,580.00	-0.29	

5Y



Information about previous performance does not guarantee future performance.  
Source: FactSet

## Recent research

on market

Date	Headline	Download
2020/09/25	 Akciové trhy - denní zpráva	
2020/09/25	 Ranní restart	
2020/09/24	 Akciové trhy - denní zpráva	
2020/09/24	 CZ Ranní restart	
2020/09/23	 Úrokové sazby setrvaly beze změny	

Intraday 1W 1M 6m 1Y 3Y

**Futures and Options**

Related Futures -

Related Options -

## Details

2020/09/25 17:45:01

Price

**939.22** EURDifference  -0.32% (-2.97)

## General attributes

ISIN AT0000726443

Symbol -

Country Czech Republic

Security type Index

Instruments in index 9

## Market data

Open 943.74 EUR

High 952.72 EUR

Low 937.28 EUR

Close (prev. day) 942.19 EUR

Trading volume (m) -

Volume (pcs) -

## Performance and Risk

	6m	1Y	3Y
Perf (%)	+1.44%	-28.64%	-31.58%
Perf (abs.)	+13.32	-377.04	-433.56
Beta	-	-	-
Volatility	27.02	30.40	19.70













5Y

Information about previous performance does not guarantee future performance.  
Source: FactSet

## Price data

Ø price 5 days   Ø volume 5 days (pcs.)	950.61 EUR (0)
Ø price 30 days   Ø volume 30 days (pcs.)	1,009.24 EUR (0)
Ø price 100 days   Ø volume 100 days (pcs.)	1,028.19 EUR (0)
Ø price 250 days   Ø volume 250 days (pcs.)	1,164.95 EUR (0)
YTD High   date	1,445.78 EUR (2020/02/06)
YTD Low   date	806.16 EUR (2020/03/19)
52 Weeks High   date	1,445.78 EUR (2020/02/06)
52 Weeks Low   date	806.16 EUR (2020/03/19)

## Composition

Name  ISIN	Price	Diff %  Diff +/-	Performance 	Date Time	Turnover Pc.  Turnover Money 
CENTRAL EUROPEAN MEDIA EN... BMG200452024	97.50	0.52% 0.50		20/09/25 16:25:05	68,942 6,721,749.00
CEZ AS CZ0005112300	437.50	0.46% 2.00		20/09/25 16:25:02	90,620 39,699,037.50
ERSTE GROUP BANK AG AT0000652011	484.00	-1.67% -8.20		20/09/25 16:25:01	180,223 87,374,722.60
KOMERCNI BANKA CZ0008019106	485.00	-0.61% -3.00		20/09/25 16:25:29	175,350 85,822,699.00
MONETA MONEY BANK A.S. CZ0008040318	50.80	-0.59% -0.30		20/09/25 16:25:15	1,402,013 71,319,451.10
O2 CZECH REPUBLIC AS CZ0009093209	218.50	1.39% 3.00		20/09/25 16:25:14	11,233 2,449,353.50
PHILIP MORRIS(CZ) CZK1000 CS0008418869	13,580.00	-0.29% -40.00		20/09/25 16:25:08	364 4,958,440.00
STOCK SPIRITS GROUP PLC GB00BF5SDZ96	62.90	0.64% 0.40		20/09/25 16:17:58	17,823 1,137,878.70
VIENNA INSURANCE GROUP AT0000908504	534.00	-0.56% -3.00		20/09/25 16:25:10	187,969 102,024,047.00