

ACADIA HEALTHCARE CORP INC.

ISIN: US00404A1097

WKN: 00404A109

Overview

2024/10/18 22:00:00

Price

52.03 USD

Difference  -12.29% (-7.29)

General attributes

ISIN	US00404A1097
Symbol	ACHC
Exchange	Nasdaq
Currency	USD
Sector	-
Security type	Stock
Market cap (m)	4,462 EUR
Benchmark	S&P 500

Market data

Bid (Bid size)	52.05 USD (2,500)
Ask (Ask size)	52.52 USD (200)
Open	59.08 USD
High	60.52 USD
Low	51.07 USD
Close (prev. day)	59.32 USD
VWAP	54.47694 USD
Volume (pcs)	6,212,269
Trading volume	338,929,617.76
Number of trades	66,450
Last size	-

Futures and Options






Related Futures	-
Related Options	-

5Y



Information about previous performance does not guarantee future performance.
Source: FactSet

Recent research

on market			
Date		Headline	Download
2024/10/08		Global Strategy 4Q 2024	
2024/09/27		Global Equity Ratings	
2024/09/11		Global Equity Ratings	
2024/09/05		Global Equity Ratings	
2024/08/12		Global Equity Ratings	

Details

2024/10/18 22:00:00

Price

52.03 USD

Difference ▼ -12.29% (-7.29)

General attributes

ISIN	US00404A1097
Symbol	ACHC
Exchange	Nasdaq
Currency	USD
Sector	-
Security type	Stock
Market cap (m)	4,462 EUR
Benchmark	S&P 500

Market data

Bid (Bid size)	52.05 USD (2,500)
Ask (Ask size)	52.52 USD (200)
Open	59.08 USD
High	60.52 USD
Low	51.07 USD
Close (prev. day)	59.32 USD
VWAP	54.47694 USD
Volume (pcs)	6,212,269
Trading volume	338,929,617.76
Number of trades	66,450
Last size	-

Performance and Risk

	6m	1Y	3Y
Perf (%)	-25.97%	-32.86%	-7.96%
Perf (abs.)	-18.25	-25.46	-4.50
Beta	0.23	0.53	0.83
Volatility	50.48	39.91	35.77

5Y



Information about previous performance does not guarantee future performance.
Source: FactSet

Price data

Ø price 5 days Ø volume 5 days (pcs.)	56.53 USD (2,039,154)
Ø price 30 days Ø volume 30 days (pcs.)	66.54 USD (1,729,743)
Ø price 100 days Ø volume 100 days (pcs.)	69.11 USD (1,191,290)
Ø price 250 days Ø volume 250 days (pcs.)	73.47 USD (854,236)
YTD High date	87.77 USD (2024/02/27)
YTD Low date	51.07 USD (2024/10/18)
52 Weeks High date	87.77 USD (2024/02/27)
52 Weeks Low date	51.07 USD (2024/10/18)

Arbitrage views

Exchange	Date	Time	Price	Trading volume (mio.)	Number of trades
Stuttgart	2024/10/18	08:11	54.50 EUR	0.00	3
Nasdaq	2024/10/18	22:00	52.03 USD	338.93	66,450
Munich	2024/10/18	21:05	51.00 EUR	0.00	3
Frankfurt	2024/10/18	08:03	54.50 EUR	0.00	2
Duesseldorf	2024/10/18	19:32	54.50 EUR	0.00	7
Berlin	2024/10/18	21:52	47.80 EUR	0.00	18

Company profile

Company Logo



Company Profile

-

Contact Details

ACADIA HEALTHCARE CO. INC.

--

Telefon: -

Fax: -

E-mail: -