

## COAL ENERGY SA USD0.01

ISIN: LU0646112838 WKN: -

## Overview

2018/05/17 18:04:47

Price

0.38 PLN

Difference  -5.00% (-0.02)

## General attributes

ISIN	LU0646112838
Symbol	CLE
Exchange	London Stock Exchange
Currency	PLN
Sector	-
Security type	Stock
Market cap (m)	11 EUR
Benchmark	EURO STOXX 50

## Market data

Bid (Bid size)	-
Ask (Ask size)	-
Open	0.38 PLN
High	0.38 PLN
Low	0.38 PLN
Close (prev. day)	0.40 PLN
VWAP	-
Volume (pcs)	-
Trading volume	-
Number of trades	1
Last size	-

## Futures and Options











Related Futures	-
Related Options	-

5Y

Chart  
not available

Information about previous performance does not guarantee future performance.  
Source: FactSet

## Recent research

on market			
Date		Headline	Download
2024/08/12		Global Equity Ratings	
2024/07/03		Global Strategy 3Q 2024	
2024/06/21		Global Equity Ratings	
2024/06/14		Global Equity Ratings	
2024/04/26		Global Equity Ratings	

## Details

2018/05/17 18:04:47

## Price

0.38 PLN

Difference  -5.00% (-0.02)

## General attributes

ISIN	LU0646112838
Symbol	CLE
Exchange	London Stock Exchange
Currency	PLN
Sector	-
Security type	Stock
Market cap (m)	11 EUR
Benchmark	EURO STOXX 50

## Market data

Bid (Bid size)	-
Ask (Ask size)	-
Open	0.38 PLN
High	0.38 PLN
Low	0.38 PLN
Close (prev. day)	0.40 PLN
VWAP	-
Volume (pcs)	-
Trading volume	-
Number of trades	1
Last size	-

## Performance and Risk

	6m	1Y	3Y
Perf (%)	-	-	-
Perf (abs.)	-	-	-
Beta	0.26	0.31	0.92
Volatility	83.11	83.11	83.11

5Y


Chart  
not available

Information about previous performance does not guarantee future performance.  
Source: FactSet

## Price data

Ø price 5 days   Ø volume 5 days (pcs.)	0.40 PLN (0)
Ø price 30 days   Ø volume 30 days (pcs.)	0.43 PLN (0)
Ø price 100 days   Ø volume 100 days (pcs.)	- PLN (0)
Ø price 250 days   Ø volume 250 days (pcs.)	- PLN (0)
YTD High   date	0.56 PLN (2018/01/02)
YTD Low   date	0.38 PLN (2018/04/10)
52 Weeks High   date	0.58 PLN (2017/12/29)
52 Weeks Low   date	0.38 PLN (2018/04/10)

## Arbitrage views

Exchange 	Date	Time	Price	Trading volume (mio.)	Number of trades
London Stock Exchange	2018/05/17	18:04	0.38 PLN	0.00	1

## Company profile

### Company Logo

#### Contact Details

COAL ENERGY SA

--

----

Telefon: -

Fax: -

E-mail: -

### Company Profile

-