

SOLSTAD FARSTAD ASA

ISIN: NO0003080608 WKN: -

Overview

2024/08/07 15:09:10

Price

3.308 EUR

Difference  4.82% (0.15)

General attributes

ISIN NO0003080608

Symbol SOFF

Exchange Stuttgart

Currency EUR

Sector Transport

Security type Stock

Market cap (m) 265 EUR

Benchmark NORWAY OSLO BORS ALL SHARE(TRG)

Market data

Bid (Bid size) - (0)

Ask (Ask size) - (0)

Open 3.202 EUR

High 3.308 EUR

Low 3.15 EUR

Close (prev. day) 3.156 EUR

VWAP -

Volume (pcs) 0

Trading volume 0.00

Number of trades 10

Last size 0

Futures and Options

Related Futures -

Related Options -

5Y













Information about previous performance does not guarantee future performance.

Source: FactSet

Recent research

on sector

Date		Headline	Download
2024/07/24		Global Equity Ratings	
2024/07/12		Global Equity Ratings	
2024/06/21		Global Equity Ratings	
2024/06/14		Global Equity Ratings	
2024/05/29		Global Equity Ratings	

Details

2024/08/07 15:09:10

Price

3.308 EUR

Difference ▲ 4.82% (0.15)

General attributes

ISIN	NO0003080608
Symbol	SOFF
Exchange	Stuttgart
Currency	EUR
Sector	Transport
Security type	Stock
Market cap (m)	265 EUR
Benchmark	NORWAY OSLO BORS ALL SHARE(TRG)

Market data

Bid (Bid size)	- (0)
Ask (Ask size)	- (0)
Open	3.202 EUR
High	3.308 EUR
Low	3.15 EUR
Close (prev. day)	3.156 EUR
VWAP	-
Volume (pcs)	0
Trading volume	0.00
Number of trades	10
Last size	0

Performance and Risk

	6m	1Y	3Y
Perf (%)	+12.82%	+69.47%	+447.68%
Perf (abs.)	+0.38	+1.36	+2.70
Beta	1.69	1.41	1.72
Volatility	48.18	61.55	80.12

5Y



Information about previous performance does not guarantee future performance.
Source: FactSet

Price data

Ø price 5 days Ø volume 5 days (pcs.)	3.302 EUR (0)
Ø price 30 days Ø volume 30 days (pcs.)	3.461 EUR (0)
Ø price 100 days Ø volume 100 days (pcs.)	3.469 EUR (0)
Ø price 250 days Ø volume 250 days (pcs.)	2.924 EUR (9)
YTD High date	4.218 EUR (2024/05/13)
YTD Low date	2.682 EUR (2024/03/15)
52 Weeks High date	4.218 EUR (2024/05/13)
52 Weeks Low date	1.461 EUR (2023/08/28)

All listings for SOLSTAD FARSTAD ASA

Exchange 📍	Date	Time	Price	Trading volume (mio.)	Number of trades
Tradegate	2024/08/07	22:26	3.334 EUR	0.00	1
Stuttgart	2024/08/07	15:09	3.308 EUR	0.00	10
Munich	2024/08/07	08:18	3.262 EUR	0.00	1
London Stock Exchange	2024/06/18	16:25	39.2975 NOK	0.59	1
Frankfurt	2024/08/07	21:49	3.312 EUR	0.00	3

	07					
First North Stockholm	2024/08/ 05	18:00	37.80 NOK	0.30		19
FINRA other OTC Issues	2024/04/ 05	21:59	3.09 USD	0.00		2
Duesseldorf	2024/08/ 07	08:12	3.264 EUR	0.00		2
Berlin	2024/08/ 07	21:43	3.34 EUR	0.00		19

Company profile

Company Logo



Company Profile

-

Contact Details

SOLSTAD FARSTAD

--

Telefon: -

Fax: -

E-mail: -