

## DENSO CORP

ISIN: JP3551500006

WKN: 6902

## Overview

2024/09/18 17:47:27

5Y

## Price

13.60 USD

Difference  -0.44% (-0.06)

## General attributes

ISIN	JP3551500006
Symbol	6902
Exchange	FINRA other OTC Issues
Currency	USD
Sector	Automotive
Security type	Stock
Market cap (m)	40,407 EUR
Benchmark	NIKKEI 225

## Market data

Bid (Bid size)	-
Ask (Ask size)	-
Open	13.36 USD
High	13.80 USD
Low	13.36 USD
Close (prev. day)	13.66 USD
VWAP	13.647995 USD
Volume (pcs)	1,637
Trading volume	22,366.44
Number of trades	7
Last size	241











## Futures and Options

Related Futures	-
Related Options	-



Information about previous performance does not guarantee future performance.  
Source: FactSet

## Recent research

on sector	on market		
Date	Headline		Download
2024/09/17	 GEVORKYAN Podniková analýza		
2024/09/11	 Global Equity Ratings		
2024/09/09	 GEVORKYAN Podniková analýza		
2024/09/05	 Global Equity Ratings		
2024/08/12	 Global Equity Ratings		

## Details

2024/09/18 17:47:27

## Price

13.60 USD

Difference ▼ -0.44% (-0.06)

## General attributes

ISIN	JP3551500006
Symbol	6902
Exchange	FINRA other OTC Issues
Currency	USD
Sector	Automotive
Security type	Stock
Market cap (m)	40,407 EUR
Benchmark	NIKKEI 225

## Market data

Bid (Bid size)	-
Ask (Ask size)	-
Open	13.36 USD
High	13.80 USD
Low	13.36 USD
Close (prev. day)	13.66 USD
VWAP	13.647995 USD
Volume (pcs)	1,637
Trading volume	22,366.44
Number of trades	7
Last size	241

## Performance and Risk

	6m	1Y	3Y
Perf (%)	-	-	-
Perf (abs.)	-	-	-
Beta	-	-	-
Volatility	75.74	58.72	38.03

5Y



Information about previous performance does not guarantee future performance.  
Source: FactSet

## Price data

Ø price 5 days   Ø volume 5 days (pcs.)	14.14 USD (824)
Ø price 30 days   Ø volume 30 days (pcs.)	14.92 USD (1,425)
Ø price 100 days   Ø volume 100 days (pcs.)	15.79 USD (2,244)
Ø price 250 days   Ø volume 250 days (pcs.)	16.33 USD (1,944)
YTD High   date	20.13 USD (2024/03/27)
YTD Low   date	12.30 USD (2024/08/05)
52 Weeks High   date	20.13 USD (2024/03/27)
52 Weeks Low   date	12.30 USD (2024/08/05)

## Arbitrage views

Exchange <span>⊕</span>	Date	Time	Price	Trading volume (mio.)	Number of trades
Tradegate	2024/09/17	22:26	12.885 EUR	0.00	1
Tokyo Stock Exchange	2024/09/18	08:00	2,025.00 JPY	99.50	6,289
Stuttgart	2024/09/18	08:01	12.755 EUR	0.00	1
Munich	2024/09/18	17:27	12.625 EUR	0.00	2
Hanover	2024/09/18	17:25	12.755 EUR	0.00	2

	18					
Frankfurt	2024/09/ 18	08:27	12.655 EUR	0.00		1
FINRA other OTC Issues	2024/09/ 18	17:47	13.60 USD	0.02		7
Duesseldorf	2024/09/ 18	16:30	12.715 EUR	0.00		4
Berlin	2024/09/ 18	08:13	12.65 EUR	0.00		1

## Company profile

### Company Logo

**DENSO**

### Company Profile

-

### Contact Details

DENSO

--

1-1, Showa-cho, Kariya City - 448-8661 Aichi

Telefon: 0566-25-5511

Fax: 0566-25-4509

E-mail: -