

AFC GAMMA INC COM USD0.01

ISIN: US00109K1051 WKN: 00109K105

Overview

2024/10/18 22:27:00

Price
9.55 EURDifference  -1.55% (-0.15)

General attributes

ISIN	US00109K1051
Symbol	AFCG
Exchange	Tradegate
Currency	EUR
Sector	-
Security type	Stock
Market cap (m)	198 EUR
Benchmark	S&P 500

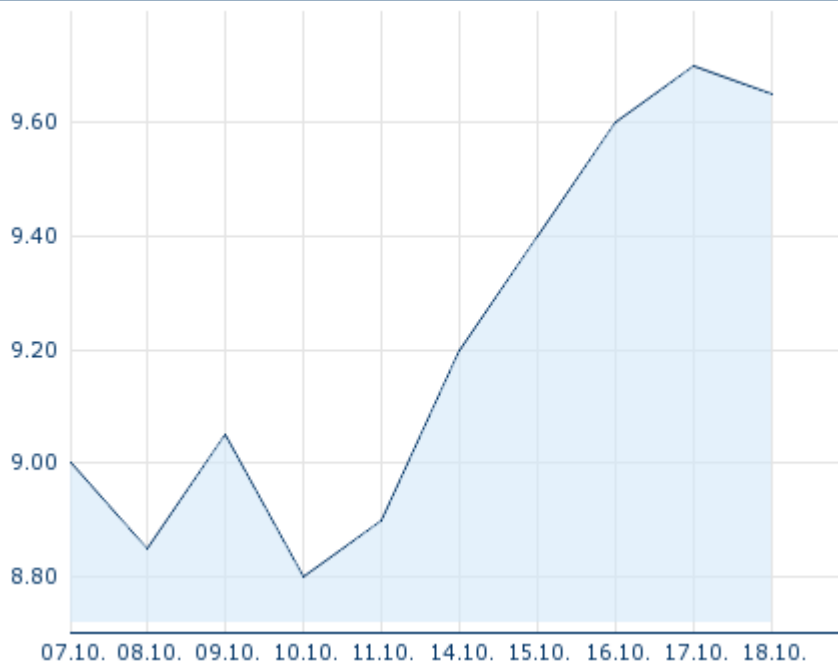
Market data

Bid (Bid size)	9.45 EUR (531)
Ask (Ask size)	9.65 EUR (515)
Open	9.65 EUR
High	9.65 EUR
Low	9.65 EUR
Close (prev. day)	9.70 EUR
VWAP	9.65 EUR
Volume (pcs)	1,000
Trading volume	9,650.00
Number of trades	1
Last size	1,000

Futures and Options




Related Futures	-
Related Options	-

5Y



Information about previous performance does not guarantee future performance.
Source: FactSet

Recent research

on market		
Date	Headline	Download
2024/10/08	 Global Strategy 4Q 2024	
2024/09/27	 Global Equity Ratings	
2024/09/11	 Global Equity Ratings	
2024/09/05	 Global Equity Ratings	
2024/08/12	 Global Equity Ratings	

Details

2024/10/18 22:27:00

Price
9.55 EURDifference 📉 -1.55% (-0.15)

General attributes

ISIN	US00109K1051
Symbol	AFCG
Exchange	Tradegate
Currency	EUR
Sector	-
Security type	Stock
Market cap (m)	198 EUR
Benchmark	S&P 500

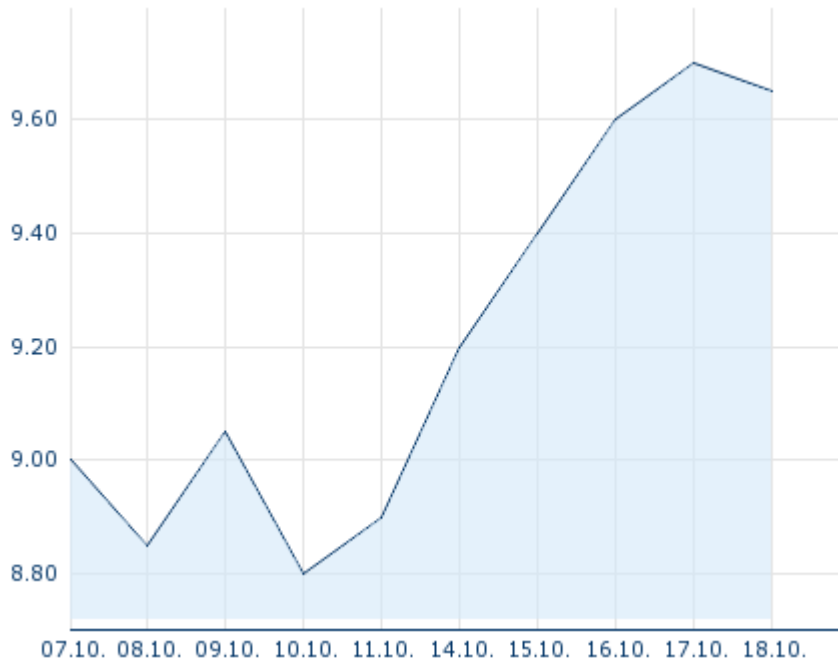
Market data

Bid (Bid size)	9.45 EUR (531)
Ask (Ask size)	9.65 EUR (515)
Open	9.65 EUR
High	9.65 EUR
Low	9.65 EUR
Close (prev. day)	9.70 EUR
VWAP	9.65 EUR
Volume (pcs)	1,000
Trading volume	9,650.00
Number of trades	1
Last size	1,000

Performance and Risk

	6m	1Y	3Y
Perf (%)	-	-	-
Perf (abs.)	-	-	-
Beta	0.70	0.82	0.77
Volatility	-	-	-

5Y



Information about previous performance does not guarantee future performance.
Source: FactSet

Price data

Ø price 5 days Ø volume 5 days (pcs.)	9.51 EUR (229)
Ø price 30 days Ø volume 30 days (pcs.)	- EUR (-)
Ø price 100 days Ø volume 100 days (pcs.)	- EUR (-)
Ø price 250 days Ø volume 250 days (pcs.)	- EUR (-)
YTD High date	- EUR (-)
YTD Low date	- EUR (-)
52 Weeks High date	- EUR (-)
52 Weeks Low date	- EUR (-)

Arbitrage views

Exchange	Date	Time	Price	Trading volume (mio.)	Number of trades
Tradegate	2024/10/18	22:27	9.55 EUR	0.01	1
Stuttgart	2024/10/18	21:31	9.50 EUR	0.00	4
Nasdaq	2024/10/18	22:00	10.38 USD	1.39	1,910
Munich	2024/10/18	08:01	9.55 EUR	0.00	2
Frankfurt	2024/10/18	08:03	9.50 EUR	0.00	2
Duesseldorf	2024/10/18	19:30	9.40 EUR	0.00	7

Company profile

Company Logo

Contact Details

AFC GAMMA INC

--

Telefon: -

Fax: -

E-mail: -

Company Profile

-