

# (THSB) - EUX/202411

2024/10/18 19:24:09

Price  
**721.8394** GBP

Difference  0.35% (2.49)

### General attributes

Symbol	THSBX24
Exchange	Eurex
Currency	GBP
Security type	Future
Underlying	HSBC HOLDINGS PLC
Maturity	11-2024
Contract size	100

### Market data

Bid (Bid size)	- GBP (-)
Ask (Ask size)	- GBP (-)
Open	721.8394 GBP
High	721.8394 GBP
Low	721.8394 GBP
Close (prev. day)	719.3449 GBP
Underlying	HSBC HOLDINGS PLC
Underlying price (date)	68.70 (24/10/18)
Settlement price (date)	721.84 (24/10/18)
Open Interest	0

### Performance and Risk

	6m	1Y	3Y
Perf (%)	-	-	-
Perf (abs.)	-	-	-
Beta	-	-	-
Volatility	-	-	-

### Futures and Options

Related Futures	-
Related Options	-

5Y











Information about previous performance does not guarantee future performance.  
Source: FactSet

### Price data

Ø price 5 days   Ø volume 5 days (pcs.)	716.8201 GBP (0)
Ø price 30 days   Ø volume 30 days (pcs.)	712.7110 GBP (0)
Ø price 100 days   Ø volume 100 days (pcs.)	- GBP (-)
Ø price 250 days   Ø volume 250 days (pcs.)	- GBP (-)
YTD High   date	- GBP (-)
YTD Low   date	- GBP (-)
52 Weeks High   date	- GBP (-)
52 Weeks Low   date	- GBP (-)

### Recent Research

on underlying		on sector	
Date		Headline	Download
2024/09/27		Global Equity Ratings	
2024/09/11		Global Equity Ratings	
2024/09/05		Global Equity Ratings	
2024/08/12		Global Equity Ratings	
2024/07/24		Global Equity Ratings	