

E.ON SE FUTURE (EOAI) - EUX/202509

2024/10/18 19:07:09

Price
12.9428 EURDifference  -0.46% (-0.06)

General attributes

Symbol	EOAIU25
Exchange	Eurex
Currency	EUR
Security type	Future
Underlying	E.ON SE
Maturity	09-2025
Contract size	100

Market data

Bid (Bid size)	- EUR (-)
Ask (Ask size)	- EUR (-)
Open	12.9428 EUR
High	12.9428 EUR
Low	12.9428 EUR
Close (prev. day)	13.002 EUR
Underlying	E.ON SE
Underlying price (date)	13.025 (24/10/18)
Settlement price (date)	12.94 (24/10/18)
Open Interest	0

Performance and Risk

	6m	1Y	3Y
Perf (%)	-	-	-
Perf (abs.)	-	-	-
Beta	-	-	-
Volatility	-	-	-

Futures and Options

Related Futures	-
Related Options	-





















Information about previous performance does not guarantee future performance.
Source: FactSet

Price data

Ø price 5 days Ø volume 5 days (pcs.)	13.0259 EUR (0)
Ø price 30 days Ø volume 30 days (pcs.)	13.1976 EUR (0)
Ø price 100 days Ø volume 100 days (pcs.)	- EUR (-)
Ø price 250 days Ø volume 250 days (pcs.)	- EUR (-)
YTD High date	- EUR (-)
YTD Low date	- EUR (-)
52 Weeks High date	- EUR (-)
52 Weeks Low date	- EUR (-)

Recent Research

on underlying		on sector		on market	
Date				Headline	Download
2022/12/19				Global Equity Ratings	
2022/11/28				Global Equity Ratings	
2022/11/18				Global Equity Ratings	
2022/10/31				Global Equity Ratings	
2022/10/05				Global Equity Ratings	