

GECINA S.A FUTURE (GI6G) - EUX/202509

2024/09/02 18:40:02

Price
99.5689 EURDifference  1.03% (1.01)

General attributes

Symbol	GI6GU25
Exchange	Eurex
Currency	EUR
Security type	Future
Underlying	GECINA S.A.
Maturity	09-2025
Contract size	100

Market data

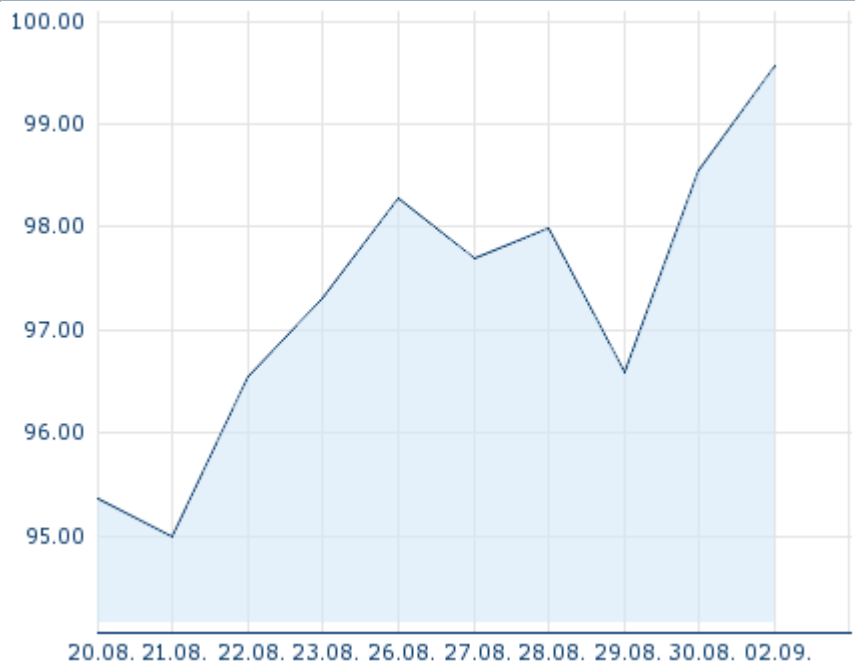
Bid (Bid size)	- EUR (-)
Ask (Ask size)	- EUR (-)
Open	99.5689 EUR
High	99.5689 EUR
Low	99.5689 EUR
Close (prev. day)	98.5582 EUR
Underlying	GECINA S.A.
Underlying price (date)	100.30 (24/09/03)
Settlement price (date)	99.57 (24/09/02)
Open Interest	0

Performance and Risk

	6m	1Y	3Y
Perf (%)	-	-	-
Perf (abs.)	-	-	-
Beta	-	-	-
Volatility	-	-	-

Futures and Options

Related Futures	-
Related Options	-












5Y

Information about previous performance does not guarantee future performance.
Source: FactSet

Price data

Ø price 5 days Ø volume 5 days (pcs.)	98.0814 EUR (0)
Ø price 30 days Ø volume 30 days (pcs.)	- EUR (-)
Ø price 100 days Ø volume 100 days (pcs.)	- EUR (-)
Ø price 250 days Ø volume 250 days (pcs.)	- EUR (-)
YTD High date	- EUR (-)
YTD Low date	- EUR (-)
52 Weeks High date	- EUR (-)
52 Weeks Low date	- EUR (-)

Recent Research

on sector		on market	
Date		Headline	Download
2024/08/12		Global Equity Ratings	
2024/07/24		Global Equity Ratings	
2024/07/12		Global Equity Ratings	
2024/06/21		Global Equity Ratings	
2024/06/14		Global Equity Ratings	