

QIAGEN N.V. FUTURE (QIAF) - EUX/202509

2024/10/18 19:07:24

Price
40.3203 EUR

Difference  -0.42% (-0.17)

General attributes

Symbol	QIAFU25
Exchange	Eurex
Currency	EUR
Security type	Future
Underlying	QIAGEN NV
Maturity	09-2025
Contract size	100

Market data

Bid (Bid size)	- EUR (-)
Ask (Ask size)	- EUR (-)
Open	40.3203 EUR
High	40.3203 EUR
Low	40.3203 EUR
Close (prev. day)	40.4919 EUR
Underlying	QIAGEN NV
Underlying price (date)	43.00 (24/10/18)
Settlement price (date)	40.32 (24/10/18)
Open Interest	0

Performance and Risk

	6m	1Y	3Y
Perf (%)	-	-	-
Perf (abs.)	-	-	-
Beta	-	-	-
Volatility	-	-	-

Futures and Options

Related Futures	-
Related Options	-

5Y










Information about previous performance does not guarantee future performance.
Source: FactSet

Price data

Ø price 5 days Ø volume 5 days (pcs.)	40.9734 EUR (0)
Ø price 30 days Ø volume 30 days (pcs.)	41.5360 EUR (0)
Ø price 100 days Ø volume 100 days (pcs.)	- EUR (-)
Ø price 250 days Ø volume 250 days (pcs.)	- EUR (-)
YTD High date	- EUR (-)
YTD Low date	- EUR (-)
52 Weeks High date	- EUR (-)
52 Weeks Low date	- EUR (-)

Recent Research

on sector		on market	
Date		Headline	Download
2024/09/27		Global Equity Ratings	
2024/09/11		Global Equity Ratings	
2024/09/05		Global Equity Ratings	
2024/08/12		Global Equity Ratings	
2024/07/24		Global Equity Ratings	