

ADS-TEC ENERGY PLC

ISIN: IE000DU292E6 WKN: G0085J117

Overview

2024/09/18 16:30:38

Price
10.00 EURDifference  -7.41% (-0.80)

General attributes

ISIN	IE000DU292E6
Symbol	ADSE
Exchange	Duesseldorf
Currency	EUR
Sector	Energy / Commodities
Security type	Stock
Market cap (m)	546 EUR
Benchmark	MSCI WORLD INDEX (STRD, UHD)

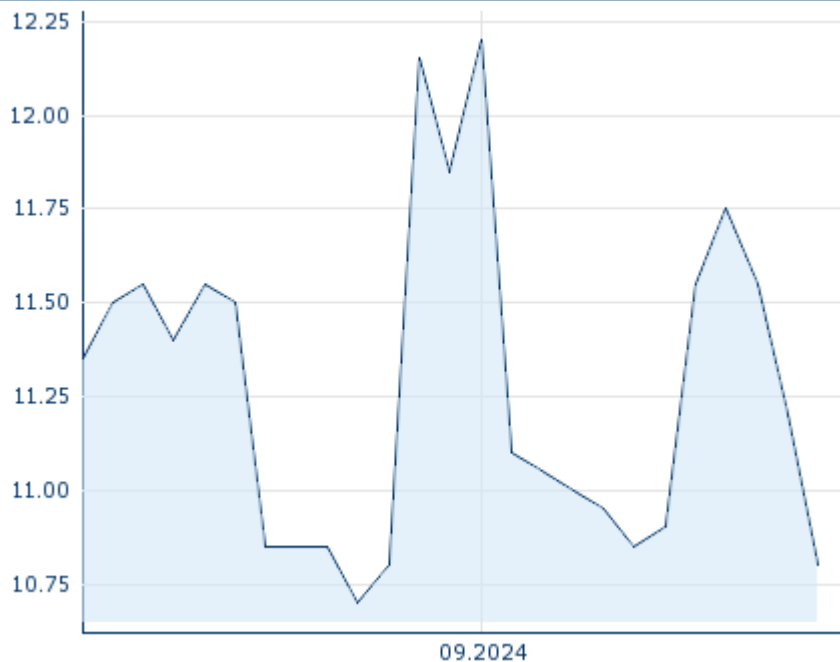
Market data

Bid (Bid size)	10.15 EUR (200)
Ask (Ask size)	10.45 EUR (200)
Open	10.55 EUR
High	10.55 EUR
Low	10.00 EUR
Close (prev. day)	10.80 EUR
VWAP	-
Volume (pcs)	0
Trading volume	0.00
Number of trades	4
Last size	0

Futures and Options



Related Futures	-
Related Options	-

5Y



Information about previous performance does not guarantee future performance.
Source: FactSet

Recent research

on sector		on market	
Date	Headline	Download	
2024/09/18	 Akciové trhy - denní zpráva		
2024/09/17	 Akciové trhy - denní zpráva		
2024/09/16	 Akciové trhy - denní zpráva		
2024/09/13	 Akciové trhy - denní zpráva		
2024/09/12	 Akciové trhy - denní zpráva		

Details

2024/09/18 16:30:38

Price

10.00 EUR

Difference 📉 -7.41% (-0.80)

General attributes

ISIN	IE000DU292E6
Symbol	ADSE
Exchange	Duesseldorf
Currency	EUR
Sector	Energy / Commodities
Security type	Stock
Market cap (m)	546 EUR
Benchmark	MSCI WORLD INDEX (STRD, UHD)

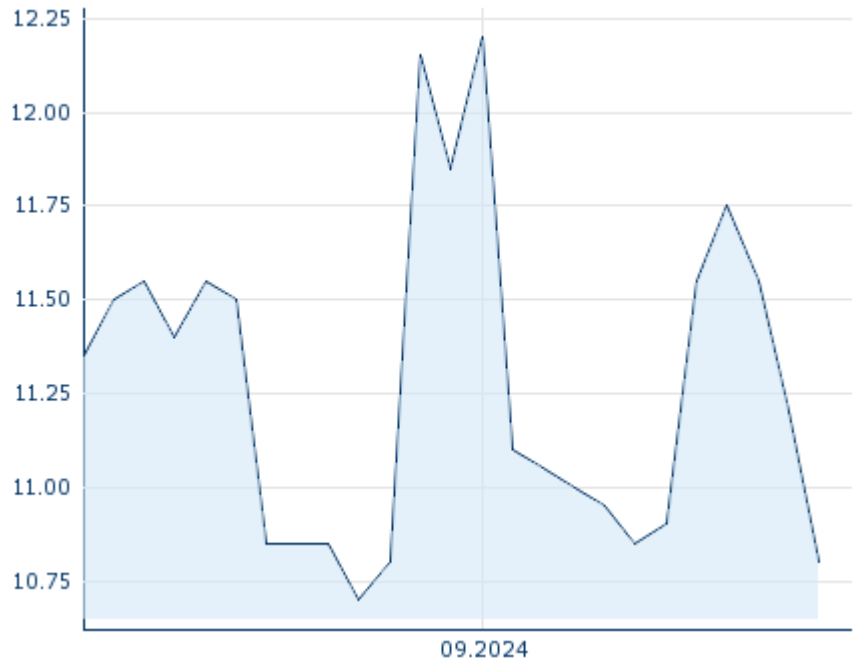
Market data

Bid (Bid size)	10.15 EUR (200)
Ask (Ask size)	10.45 EUR (200)
Open	10.55 EUR
High	10.55 EUR
Low	10.00 EUR
Close (prev. day)	10.80 EUR
VWAP	-
Volume (pcs)	0
Trading volume	0.00
Number of trades	4
Last size	0

Performance and Risk

	6m	1Y	3Y
Perf (%)	-	-	-
Perf (abs.)	-	-	-
Beta	-	-	-
Volatility	-	-	-

5Y



Information about previous performance does not guarantee future performance.
Source: FactSet

Price data

Ø price 5 days Ø volume 5 days (pcs.)	11.37 EUR (0)
Ø price 30 days Ø volume 30 days (pcs.)	- EUR (-)
Ø price 100 days Ø volume 100 days (pcs.)	- EUR (-)
Ø price 250 days Ø volume 250 days (pcs.)	- EUR (-)
YTD High date	- EUR (-)
YTD Low date	- EUR (-)
52 Weeks High date	- EUR (-)
52 Weeks Low date	- EUR (-)

Arbitrage views

Exchange	Date	Time	Price	Trading volume (mio.)	Number of trades
Tradegate	2024/09/18	18:24	10.00 EUR	0.02	20
Stuttgart	2024/09/18	09:11	11.00 EUR	0.00	2
Nasdaq	2024/09/18	19:04	11.46 USD	1.35	764
Munich	2024/09/18	08:03	11.00 EUR	0.00	1
Frankfurt	2024/09/18	17:50	10.25 EUR	0.00	4
Duesseldorf	2024/09/18	16:30	10.00 EUR	0.00	4
Berlin	2024/09/18	18:35	9.94 EUR	0.00	10

Company profile

Company Logo



Company Profile

-

Contact Details

ADS-TEC ENERGY

--

Telefon: -

Fax: -

E-mail: -