

PANNERGY NYRT (PPL) - BUD/20241119

2024/08/16 03:52:20

Price
1,414.00 HUF

Difference  -0.70% (-10.00)

General attributes

Symbol	PPL1124
Exchange	Budapest Stock Exchange
Currency	HUF
Security type	Future
Underlying	PANNERGY NYRT
Maturity	11-2024
Contract size	2,500

Market data

Bid (Bid size)	- HUF (-)
Ask (Ask size)	- HUF (-)
Open	1,414.00 HUF
High	-
Low	-
Close (prev. day)	1,424.00 HUF
Underlying	PANNERGY NYRT
Underlying price (date)	1,410.00 (24/08/16)
Settlement price (date)	- (-)
Open Interest	0


Performance and Risk

	6m	1Y	3Y
Perf (%)	-	-	-
Perf (abs.)	-	-	-
Beta	-	-	-
Volatility	-	-	-

Futures and Options

Related Futures	-
Related Options	-

5Y






Information about previous performance does not guarantee future performance.
Source: FactSet

Price data

Ø price 5 days Ø volume 5 days (pcs.)	- HUF (-)
Ø price 30 days Ø volume 30 days (pcs.)	- HUF (-)
Ø price 100 days Ø volume 100 days (pcs.)	- HUF (-)
Ø price 250 days Ø volume 250 days (pcs.)	- HUF (-)
YTD High date	- HUF (-)
YTD Low date	- HUF (-)
52 Weeks High date	- HUF (-)
52 Weeks Low date	- HUF (-)

Recent Research

on sector		on market	
Date		Headline	Download
2024/08/16		Akciové trhy - denní zpráva	
2024/08/15		Akciové trhy - denní zpráva	
2024/08/14		Akciové trhy - denní zpráva	
2024/08/13		Akciové trhy - denní zpráva	
2024/08/12		Global Equity Ratings	