

## AUSTRIA ATX REAL ESTATE

ISIN: **AT0000803226** WKN: -

## Overview

2024/07/08 17:11:06

Price

**395.62** EURDifference  -0.32% (-1.28)

## General attributes

ISIN AT0000803226

Symbol IAX

Country Austria

Instruments in index 5

Type of index Price Index

Security type Index

## Market data

Open 395.32 EUR

High 399.03 EUR


Low 394.54 EUR

Close (prev. day) 396.90 EUR

Trading volume (m) -

Volume (pcs) -

## Top 5

Name	Price	+ - (%)	Trend
S IMMO AG	21.80	+0.46	

Intraday 1W 1M 6m 1Y 3Y

## Flop 5

Name	Price	+ - (%)	Trend
WARIMPEX F...	0.722	-5.00	

UBM DEVELO... 21.60 -0.46 CA IMMOBIL... 30.92 -0.39 

Intraday 1W 1M 6m 1Y 3Y

## Futures and Options

Related Futures -

Related Options -

5Y



Information about previous performance does not guarantee future performance.

Source: FactSet

## Recent research

on market

Date	Headline	Download
2024/07/05	 Week Ahead	
2024/07/03	 Global Strategy 3Q 2024	
2024/07/03	 Credit Markets Weekly	
2024/07/02	 AT: Inflation decreases to 3.2%	
2024/07/01	 Growth only slightly positive in 2024	

## Details

2024/07/08 17:11:06

Price

**395.62** EUR

Difference

**-0.32%** (-1.28)

## General attributes

ISIN AT0000803226

Symbol IAX

Country Austria

Security type Index

Instruments in index 5

## Market data

Open 395.32 EUR

High 399.03 EUR

Low 394.54 EUR

Close (prev. day) 396.90 EUR

Trading volume (m) -

Volume (pcs) -

## Performance and Risk

	6m	1Y	3Y
Perf (%)	+18.87%	+32.23%	+1.40%
Perf (abs.)	+63.01	+96.74	+5.48
Beta	-	-	-
Volatility	11.94	12.06	15.47








Information about previous performance does not guarantee future performance.

Source: FactSet

## Price data

Ø price 5 days   Ø volume 5 days (pcs.)	394.65 EUR (0)
Ø price 30 days   Ø volume 30 days (pcs.)	381.13 EUR (0)
Ø price 100 days   Ø volume 100 days (pcs.)	356.15 EUR (0)
Ø price 250 days   Ø volume 250 days (pcs.)	328.96 EUR (0)
YTD High   date	397.71 EUR (2024/07/05)
YTD Low   date	320.17 EUR (2024/01/02)
52 Weeks High   date	397.71 EUR (2024/07/05)
52 Weeks Low   date	291.23 EUR (2023/09/27)

## Composition

Name  ISIN	Price	Diff %  Diff +/-	Performance 	Date Time	Turnover Pc.  Turnover Money 
CA IMMOBILIEN ANLAGEN AG AT0000641352	30.92	-0.39% -0.12		24/07/08 17:10:59	212,832 6,577,899.82
IMMOFINANZ AG AT0000A21KS2	27.05	0.00% 0.00		24/07/08 17:11:06	262,444 7,109,456.80
S IMMO AG AT0000652250	21.80	0.46% 0.10		24/07/08 16:43:25	3,038 66,218.30
UBM DEVELOPMENT AG AT0000815402	21.60	-0.46% -0.10		24/07/08 16:45:30	1,589 34,357.10
WARIMPEX FINANZ UND BETEI... AT0000827209	0.722	-5.00% -0.04		24/07/08 15:13:16	1,000 722.00