

AUSTRIA ATX REAL ESTATE

ISIN: **AT0000803226** WKN: -

Overview

2024/07/08 15:22:17

Price

397.33 EURDifference  0.11% (0.43)

General attributes

ISIN AT0000803226

Symbol IAX

Country Austria

Instruments in index 5

Type of index Price Index

Security type Index

Market data

Open 395.32 EUR

High 399.03 EUR

Low 395.20 EUR

Close (prev. day) 396.90 EUR

Trading volume (m) -

Volume (pcs) -

Top 5

Name 	Price	+ - (%) 	Trend 
UBM DEVELO...	21.90	+0.92	
IMMOFINANZ...	27.20	+0.55	
S IMMO AG	21.80	+0.46	

Intraday 1W 1M 6m 1Y 3Y

Flop 5

Name 	Price	+ - (%) 	Trend 
WARIMPEX F...	0.722	-5.00	
CA IMMOBIL...	30.94	-0.32	

Intraday 1W 1M 6m 1Y 3Y

Futures and Options

Related Futures -

Related Options -

5Y



Information about previous performance does not guarantee future performance.

Source: FactSet

Recent research

on market

Date	Headline	Download 
2024/07/05	 Week Ahead	
2024/07/03	 Global Strategy 3Q 2024	
2024/07/03	 Credit Markets Weekly	
2024/07/02	 AT: Inflation decreases to 3.2%	
2024/07/01	 Growth only slightly positive in 2024	

Details

2024/07/08 15:22:17

Price

397.33 EUR

Difference



0.11% (0.43)

General attributes

ISIN AT0000803226

Symbol IAX

Country Austria

Security type Index

Instruments in index 5

Market data

Open 395.32 EUR

High 399.03 EUR

Low 395.20 EUR

Close (prev. day) 396.90 EUR

Trading volume (m) -

Volume (pcs) -

Performance and Risk






	6m	1Y	3Y
Perf (%)	+18.87%	+32.23%	+1.40%
Perf (abs.)	+63.01	+96.74	+5.48
Beta	-	-	-
Volatility	11.94	12.06	15.47



Price data

Ø price 5 days Ø volume 5 days (pcs.)	394.65 EUR (0)
Ø price 30 days Ø volume 30 days (pcs.)	381.13 EUR (0)
Ø price 100 days Ø volume 100 days (pcs.)	356.15 EUR (0)
Ø price 250 days Ø volume 250 days (pcs.)	328.96 EUR (0)
YTD High date	397.71 EUR (2024/07/05)
YTD Low date	320.17 EUR (2024/01/02)
52 Weeks High date	397.71 EUR (2024/07/05)
52 Weeks Low date	291.23 EUR (2023/09/27)

Composition

Name  ISIN	Price	Diff %  Diff +/-	Performance 	Date Time	Turnover Pc.  Turnover Money 
CA IMMOBILIEN ANLAGEN AG AT0000641352	30.94	-0.32% -0.10		24/07/08 15:22:17	68,019 2,107,464.56
IMMOFINANZ AG AT0000A21KS2	27.20	0.55% 0.15		24/07/08 15:21:53	123,063 3,341,371.90
S IMMO AG AT0000652250	21.80	0.46% 0.10		24/07/08 15:17:44	2,849 62,064.40
UBM DEVELOPMENT AG AT0000815402	21.90	0.92% 0.20		24/07/08 14:54:08	981 21,282.30
WARIMPEX FINANZ UND BETEI... AT0000827209	0.722	-5.00% -0.04		24/07/08 15:13:16	1,000 722.00