

FACC AG (FACC) - EUX/CALL/10/20241018

2024/09/18 18:56:58

Price
0.01 EUR

Difference  0.00% (0.00)

General attributes

Symbol	FACC24J1810.0
Exchange	EUX
Currency	EUR
Security type	Option
Underlying	FACC AG
Type	CALL
Style	American
Strike price	10.00 EUR
Maturity	2024/10/18
Contract size	100
Settlement date	2024/09/18
Delivery date	-

Market data

Bid (Bid size)	-
Ask (Ask size)	-
Open	0.01 EUR
High	0.01 EUR
Low	0.01 EUR
Close (prev. day)	0.01 EUR
Underlying	FACC
Underlying price (date)	0.01 (24/09/18)
Settlement price (date)	0.01 (24/09/18)
Open Interest	0

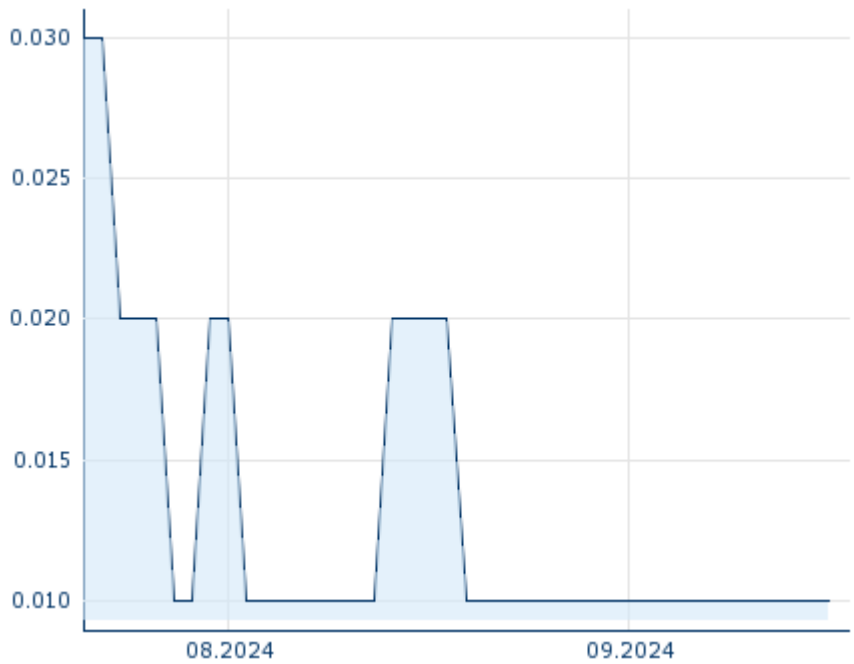
Performance and Risk

	6m	1Y	3Y
Perf (%)	-	-	-
Perf (abs.)	-	-	-
Beta	-	-	-
Volatility	-	-	-

Futures and Options

Related Futures	-
Related Options	-

5Y







Information about previous performance does not guarantee future performance.
Source: FactSet

Price data

Ø price 5 days Ø volume 5 days (pcs.)	0.01 EUR (0)
Ø price 30 days Ø volume 30 days (pcs.)	0.01 EUR (0)
Ø price 100 days Ø volume 100 days (pcs.)	- EUR (-)
Ø price 250 days Ø volume 250 days (pcs.)	- EUR (-)
YTD High date	- EUR (-)
YTD Low date	- EUR (-)
52 Weeks High date	- EUR (-)
52 Weeks Low date	- EUR (-)

Recent research

on sector		on market	
Date		Headline	Download
2024/09/11		Global Equity Ratings	
2024/09/05		Global Equity Ratings	
2024/08/12		Global Equity Ratings	
2024/07/24		Global Equity Ratings	
2024/07/12		Global Equity Ratings	