

SYENSQO S.A. FUTURE (SYEF) - EUX/202508

2024/09/12 18:37:45

Price
72.8766 EUR

Difference  2.50% (1.78)

General attributes

Symbol	SYEFQ25
Exchange	Eurex
Currency	EUR
Security type	Future
Underlying	SYENSQO SA
Maturity	08-2025
Contract size	100

Market data

Bid (Bid size)	- EUR (-)
Ask (Ask size)	- EUR (-)
Open	72.8766 EUR
High	72.8766 EUR
Low	72.8766 EUR
Close (prev. day)	71.0974 EUR
Underlying	SYENSQO SA
Underlying price (date)	70.66 (24/09/12)
Settlement price (date)	72.88 (24/09/12)
Open Interest	0

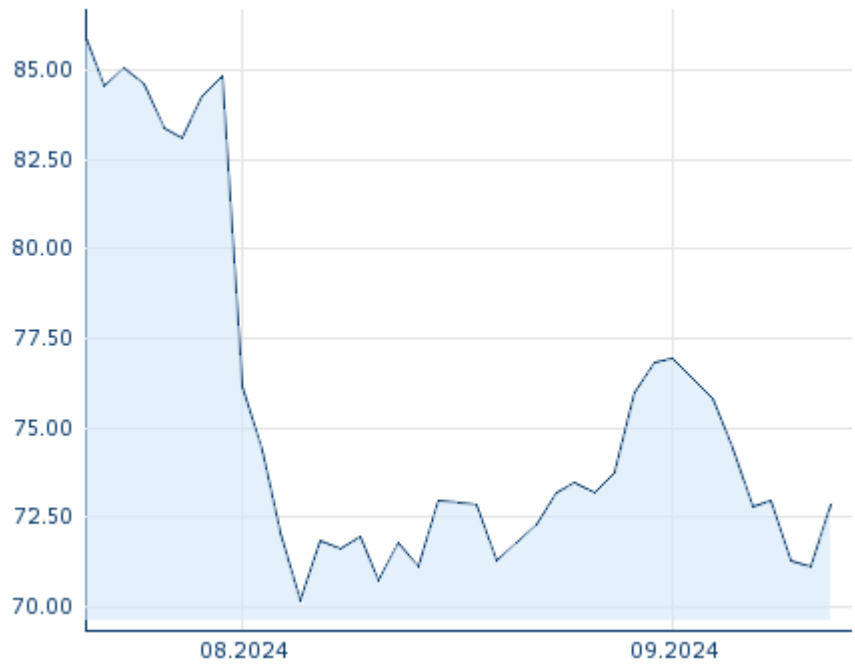
Performance and Risk

	6m	1Y	3Y
Perf (%)	-	-	-
Perf (abs.)	-	-	-
Beta	-	-	-
Volatility	-	-	-

Futures and Options

Related Futures	-
Related Options	-

5Y












Information about previous performance does not guarantee future performance.
Source: FactSet

Price data

Ø price 5 days Ø volume 5 days (pcs.)	72.2124 EUR (0)
Ø price 30 days Ø volume 30 days (pcs.)	73.0277 EUR (0)
Ø price 100 days Ø volume 100 days (pcs.)	- EUR (-)
Ø price 250 days Ø volume 250 days (pcs.)	- EUR (-)
YTD High date	- EUR (-)
YTD Low date	- EUR (-)
52 Weeks High date	- EUR (-)
52 Weeks Low date	- EUR (-)

Recent Research

on sector		on market	
Date		Headline	Download
2024/09/11		Global Equity Ratings	
2024/09/05		Global Equity Ratings	
2024/08/12		Global Equity Ratings	
2024/07/24		Global Equity Ratings	
2024/07/12		Global Equity Ratings	