

# TELUS CORP. FUTURE (TUFF) - EUX/202508

2024/07/26 18:36:01

**Price**  
**16.0903** USD

**Difference**  **-0.26% (-0.04)**

### General attributes

Symbol	TUFFQ25
Exchange	Eurex
Currency	USD
Security type	Future
Underlying	TELUS CORP
Maturity	08-2025
Contract size	100

### Market data

Bid (Bid size)	- USD (-)
Ask (Ask size)	- USD (-)
Open	16.0903 USD
High	16.0903 USD
Low	16.0903 USD
Close (prev. day)	16.1318 USD
Underlying	TELUS CORP
Underlying price (date)	21.95 (24/07/26)
Settlement price (date)	16.09 (24/07/26)
Open Interest	0

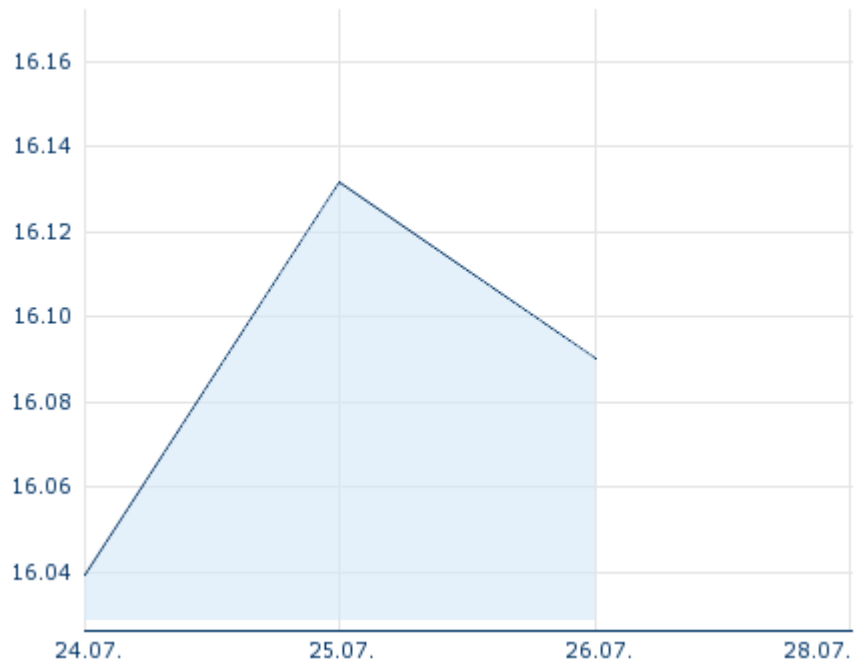
### Performance and Risk

	6m	1Y	3Y
Perf (%)	-	-	-
Perf (abs.)	-	-	-
Beta	-	-	-
Volatility	-	-	-

### Futures and Options

Related Futures	-
Related Options	-

5Y












Information about previous performance does not guarantee future performance.  
Source: FactSet

### Price data

Ø price 5 days   Ø volume 5 days (pcs.)	- USD (-)
Ø price 30 days   Ø volume 30 days (pcs.)	- USD (-)
Ø price 100 days   Ø volume 100 days (pcs.)	- USD (-)
Ø price 250 days   Ø volume 250 days (pcs.)	- USD (-)
YTD High   date	- USD (-)
YTD Low   date	- USD (-)
52 Weeks High   date	- USD (-)
52 Weeks Low   date	- USD (-)

### Recent Research

on sector			
Date		Headline	Download
2024/07/24		Global Equity Ratings	
2024/07/12		Global Equity Ratings	
2024/06/21		Global Equity Ratings	
2024/06/14		Global Equity Ratings	
2024/05/29		Global Equity Ratings	