

FORTIS INC. FUTURE (FTSF) - EUX/202508

2024/09/03 18:38:16

Price
45.8119 USD

Difference  1.05% (0.47)

General attributes

Symbol	FTSFQ25
Exchange	Eurex
Currency	USD
Security type	Future
Underlying	FORTIS INC.
Maturity	08-2025
Contract size	100

Market data

Bid (Bid size)	- USD (-)
Ask (Ask size)	- USD (-)
Open	45.8119 USD
High	45.8119 USD
Low	45.8119 USD
Close (prev. day)	45.3379 USD
Underlying	FORTIS INC.
Underlying price (date)	60.39 (24/09/03)
Settlement price (date)	45.81 (24/09/03)
Open Interest	0

Performance and Risk

	6m	1Y	3Y
Perf (%)	-	-	-
Perf (abs.)	-	-	-
Beta	-	-	-
Volatility	-	-	-

Futures and Options

Related Futures	-
Related Options	-












Information about previous performance does not guarantee future performance.
Source: FactSet

Price data

Ø price 5 days Ø volume 5 days (pcs.)	45.3892 USD (0)
Ø price 30 days Ø volume 30 days (pcs.)	44.1951 USD (0)
Ø price 100 days Ø volume 100 days (pcs.)	- USD (-)
Ø price 250 days Ø volume 250 days (pcs.)	- USD (-)
YTD High date	- USD (-)
YTD Low date	- USD (-)
52 Weeks High date	- USD (-)
52 Weeks Low date	- USD (-)

Recent Research

on sector			
Date		Headline	Download
2024/08/12		Global Equity Ratings	
2024/07/24		Global Equity Ratings	
2024/07/12		Global Equity Ratings	
2024/06/21		Global Equity Ratings	
2024/06/14		Global Equity Ratings	