

ABBVIE INC. FUTURE (ABVF) - EUX/202508

2024/09/13 18:34:52

Price
195.5524 USD
 Difference  0.93% (1.79)

| General attributes | |
|--------------------|-------------|
| Symbol | ABVFQ25 |
| Exchange | Eurex |
| Currency | USD |
| Security type | Future |
| Underlying | ABBVIE INC. |
| Maturity | 08-2025 |
| Contract size | 100 |

| Market data | |
|-------------------------|--------------------|
| Bid (Bid size) | - USD (-) |
| Ask (Ask size) | - USD (-) |
| Open | 195.5524 USD |
| High | 195.5524 USD |
| Low | 195.5524 USD |
| Close (prev. day) | 193.7579 USD |
| Underlying | ABBVIE INC. |
| Underlying price (date) | 194.307 (24/09/13) |
| Settlement price (date) | 195.55 (24/09/13) |
| Open Interest | 0 |

| Performance and Risk | | | |
|----------------------|----|----|----|
| | 6m | 1Y | 3Y |
| Perf (%) | - | - | - |
| Perf (abs.) | - | - | - |
| Beta | - | - | - |
| Volatility | - | - | - |






| Futures and Options | |
|---------------------|---|
| Related Futures | - |
| Related Options | - |



Information about previous performance does not guarantee future performance.
 Source: FactSet

| Price data | |
|---|------------------|
| Ø price 5 days Ø volume 5 days (pcs.) | 196.7509 USD (0) |
| Ø price 30 days Ø volume 30 days (pcs.) | 195.7468 USD (0) |
| Ø price 100 days Ø volume 100 days (pcs.) | - USD (-) |
| Ø price 250 days Ø volume 250 days (pcs.) | - USD (-) |
| YTD High date | - USD (-) |
| YTD Low date | - USD (-) |
| 52 Weeks High date | - USD (-) |
| 52 Weeks Low date | - USD (-) |

Recent Research

| on underlying | on sector | on market | |
|---------------|---|-----------------------|---|
| Date | | Headline | Download |
| 2024/09/11 |  | Global Equity Ratings |  |
| 2024/09/05 |  | Global Equity Ratings |  |
| 2024/08/12 |  | Global Equity Ratings |  |
| 2024/07/24 |  | Global Equity Ratings |  |
| 2024/07/12 |  | Global Equity Ratings |  |