

# COVIVIO S.A. FUTURE (FDRF) - EUX/202508

2024/07/26 18:35:15

Price  
**44.8854** EUR

Difference  -0.15% (-0.07)

### General attributes

|               |            |
|---------------|------------|
| Symbol        | FDRFQ25    |
| Exchange      | Eurex      |
| Currency      | EUR        |
| Security type | Future     |
| Underlying    | COVIVIO SA |
| Maturity      | 08-2025    |
| Contract size | 100        |

### Market data

|                         |                  |
|-------------------------|------------------|
| Bid (Bid size)          | - EUR (-)        |
| Ask (Ask size)          | - EUR (-)        |
| Open                    | 44.8854 EUR      |
| High                    | 44.8854 EUR      |
| Low                     | 44.8854 EUR      |
| Close (prev. day)       | 44.952 EUR       |
| Underlying              | COVIVIO SA       |
| Underlying price (date) | 46.38 (24/07/26) |
| Settlement price (date) | 44.89 (24/07/26) |
| Open Interest           | 0                |

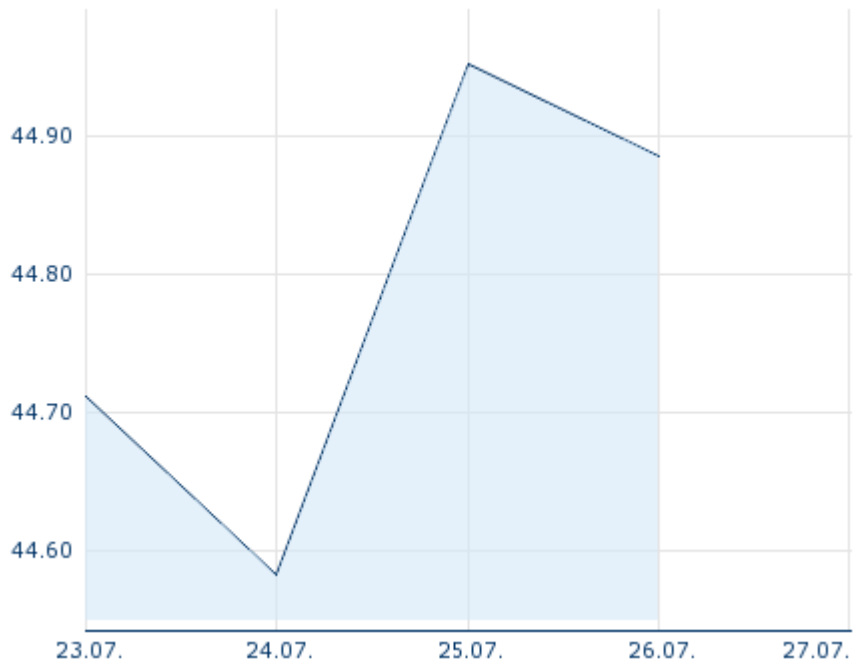
### Performance and Risk

|             | 6m | 1Y | 3Y |
|-------------|----|----|----|
| Perf (%)    | -  | -  | -  |
| Perf (abs.) | -  | -  | -  |
| Beta        | -  | -  | -  |
| Volatility  | -  | -  | -  |

### Futures and Options

|                 |   |
|-----------------|---|
| Related Futures | - |
| Related Options | - |

5Y












Information about previous performance does not guarantee future performance.  
Source: FactSet

### Price data

|   |           |
|---|-----------|
| Ø price 5 days   Ø volume 5 days (pcs.)     | - EUR (-) |
| Ø price 30 days   Ø volume 30 days (pcs.)   | - EUR (-) |
| Ø price 100 days   Ø volume 100 days (pcs.) | - EUR (-) |
| Ø price 250 days   Ø volume 250 days (pcs.) | - EUR (-) |
| YTD High   date                             | - EUR (-) |
| YTD Low   date                              | - EUR (-) |
| 52 Weeks High   date                        | - EUR (-) |
| 52 Weeks Low   date                         | - EUR (-) |

### Recent Research

| on sector  | on market   |                       |   |
|------------|---|-----------------------|---|
| Date       |   | Headline              | Download  |
| 2024/07/24 |  | Global Equity Ratings |  |
| 2024/07/12 |  | Global Equity Ratings |  |
| 2024/06/21 |  | Global Equity Ratings |  |
| 2024/06/14 |  | Global Equity Ratings |  |
| 2024/05/29 |  | Global Equity Ratings |  |