

DEERE & CO. FUTURE (DEFF) - EUX/202508

2024/09/10 18:39:14

Price
394.5377 USD
 Difference  -1.02% (-4.05)

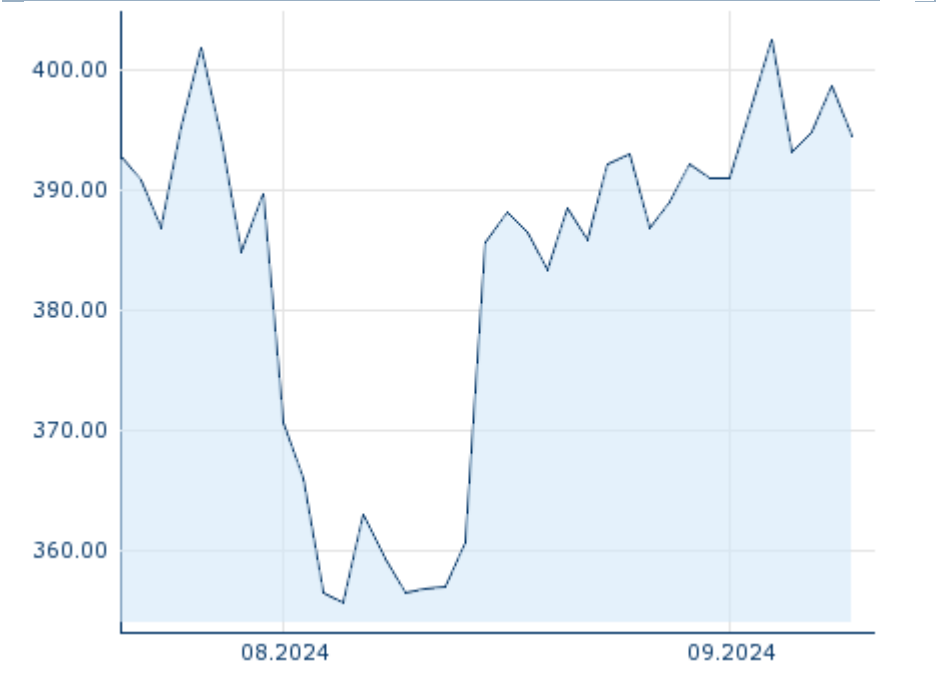
General attributes	
Symbol	DEFFQ25
Exchange	Eurex
Currency	USD
Security type	Future
Underlying	DEERE & CO
Maturity	08-2025
Contract size	100

Market data	
Bid (Bid size)	- USD (-)
Ask (Ask size)	- USD (-)
Open	394.5377 USD
High	394.5377 USD
Low	394.5377 USD
Close (prev. day)	398.5853 USD
Underlying	DEERE & CO
Underlying price (date)	387.30 (24/09/10)
Settlement price (date)	394.54 (24/09/10)
Open Interest	0

Performance and Risk			
	6m	1Y	3Y
Perf (%)	-	-	-
Perf (abs.)	-	-	-
Beta	-	-	-
Volatility	-	-	-

Futures and Options	
Related Futures	-
Related Options	-





5Y



Information about previous performance does not guarantee future performance.
 Source: FactSet

Price data	
Ø price 5 days Ø volume 5 days (pcs.)	396.7188 USD (0)
Ø price 30 days Ø volume 30 days (pcs.)	380.8613 USD (0)
Ø price 100 days Ø volume 100 days (pcs.)	- USD (-)
Ø price 250 days Ø volume 250 days (pcs.)	- USD (-)
YTD High date	- USD (-)
YTD Low date	- USD (-)
52 Weeks High date	- USD (-)
52 Weeks Low date	- USD (-)

Recent Research

on underlying	on sector	on market	
Date		Headline	Download
2024/09/05		Global Equity Ratings	
2024/08/12		Global Equity Ratings	
2024/07/24		Global Equity Ratings	
2024/07/12		Global Equity Ratings	
2024/06/21		Global Equity Ratings	