

OCI N.V. FUTURE (OICG) - EUX/202508

2024/08/15 18:48:24

Price
26.873 EUR

Difference  1.24% (0.33)

General attributes

Symbol	OICGQ25
Exchange	Eurex
Currency	EUR
Security type	Future
Underlying	OCI N.V.
Maturity	08-2025
Contract size	100

Market data

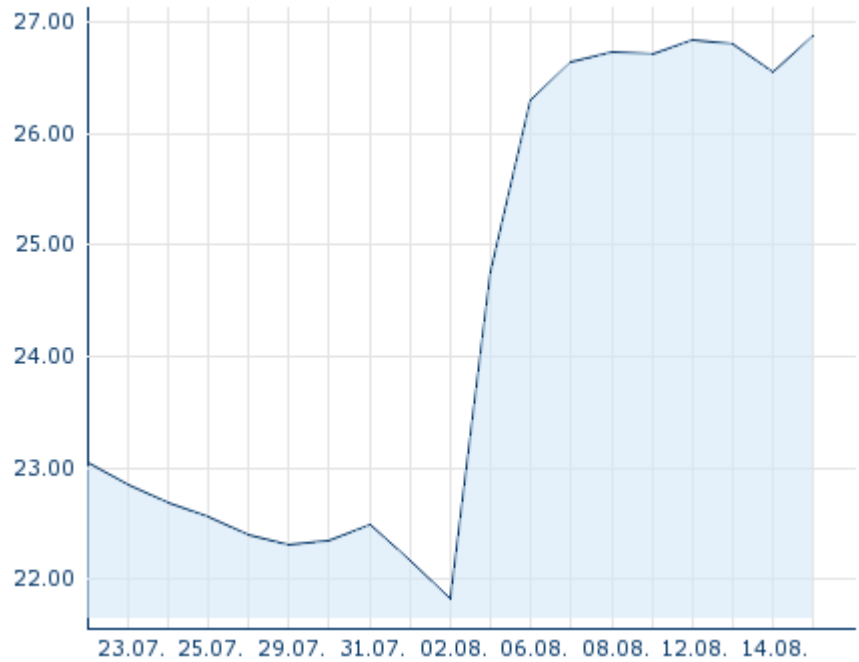
Bid (Bid size)	- EUR (-)
Ask (Ask size)	- EUR (-)
Open	26.873 EUR
High	26.873 EUR
Low	26.873 EUR
Close (prev. day)	26.5443 EUR
Underlying	OCI N.V.
Underlying price (date)	26.34 (24/08/16)
Settlement price (date)	26.87 (24/08/15)
Open Interest	0

Performance and Risk

	6m	1Y	3Y
Perf (%)	-	-	-
Perf (abs.)	-	-	-
Beta	-	-	-
Volatility	-	-	-

Futures and Options

Related Futures	-
Related Options	-












5Y

Information about previous performance does not guarantee future performance.
Source: FactSet

Price data

Ø price 5 days Ø volume 5 days (pcs.)	26.754 EUR (0)
Ø price 30 days Ø volume 30 days (pcs.)	- EUR (-)
Ø price 100 days Ø volume 100 days (pcs.)	- EUR (-)
Ø price 250 days Ø volume 250 days (pcs.)	- EUR (-)
YTD High date	- EUR (-)
YTD Low date	- EUR (-)
52 Weeks High date	- EUR (-)
52 Weeks Low date	- EUR (-)

Recent Research

on sector		on market	
Date		Headline	Download
2024/08/12		Global Equity Ratings	
2024/07/24		Global Equity Ratings	
2024/07/12		Global Equity Ratings	
2024/06/21		Global Equity Ratings	
2024/06/14		Global Equity Ratings	