

# HONEYWELL INTERNATIONAL INC. FUTURE (HONF) - EUX/202508

2024/10/18 19:07:13

Price  
**226.1658** USD

Difference  0.75% (1.68)

### General attributes

Symbol	HONFQ25
Exchange	Eurex
Currency	USD
Security type	Future
Underlying	HONEYWELL INTERNATIONAL INC.
Maturity	08-2025
Contract size	100

### Market data

Bid (Bid size)	- USD (-)
Ask (Ask size)	- USD (-)
Open	226.1658 USD
High	226.1658 USD
Low	226.1658 USD
Close (prev. day)	224.486 USD
Underlying	HONEYWELL INTERNATIONAL INC.
Underlying price (date)	222.02 (24/10/18)
Settlement price (date)	226.17 (24/10/18)
Open Interest	0

### Performance and Risk

	6m	1Y	3Y
Perf (%)	-	-	-
Perf (abs.)	-	-	-
Beta	-	-	-
Volatility	-	-	-

### Futures and Options

Related Futures	-
Related Options	-












Information about previous performance does not guarantee future performance.  
Source: FactSet

### Price data

Ø price 5 days   Ø volume 5 days (pcs.)	223.6143 USD (0)
Ø price 30 days   Ø volume 30 days (pcs.)	212.1406 USD (0)
Ø price 100 days   Ø volume 100 days (pcs.)	- USD (-)
Ø price 250 days   Ø volume 250 days (pcs.)	- USD (-)
YTD High   date	- USD (-)
YTD Low   date	- USD (-)
52 Weeks High   date	- USD (-)
52 Weeks Low   date	- USD (-)

### Recent Research

on sector		on market	
Date		Headline	Download
2024/09/27		Global Equity Ratings	
2024/09/11		Global Equity Ratings	
2024/09/05		Global Equity Ratings	
2024/08/12		Global Equity Ratings	
2024/07/24		Global Equity Ratings	