

BASF SE FUTURE (BASG) - EUX/202508

2024/07/26 18:34:55

Price
43.1406 EUR

Difference  **-2.49% (-1.10)**

General attributes

| | |
|---------------|---------|
| Symbol | BASGQ25 |
| Exchange | Eurex |
| Currency | EUR |
| Security type | Future |
| Underlying | BASF SE |
| Maturity | 08-2025 |
| Contract size | 100 |

Market data

| | |
|-------------------------|-------------------|
| Bid (Bid size) | - EUR (-) |
| Ask (Ask size) | - EUR (-) |
| Open | 43.1406 EUR |
| High | 43.1406 EUR |
| Low | 43.1406 EUR |
| Close (prev. day) | 44.2421 EUR |
| Underlying | BASF SE |
| Underlying price (date) | 43.735 (24/07/26) |
| Settlement price (date) | 43.14 (24/07/26) |
| Open Interest | 0 |

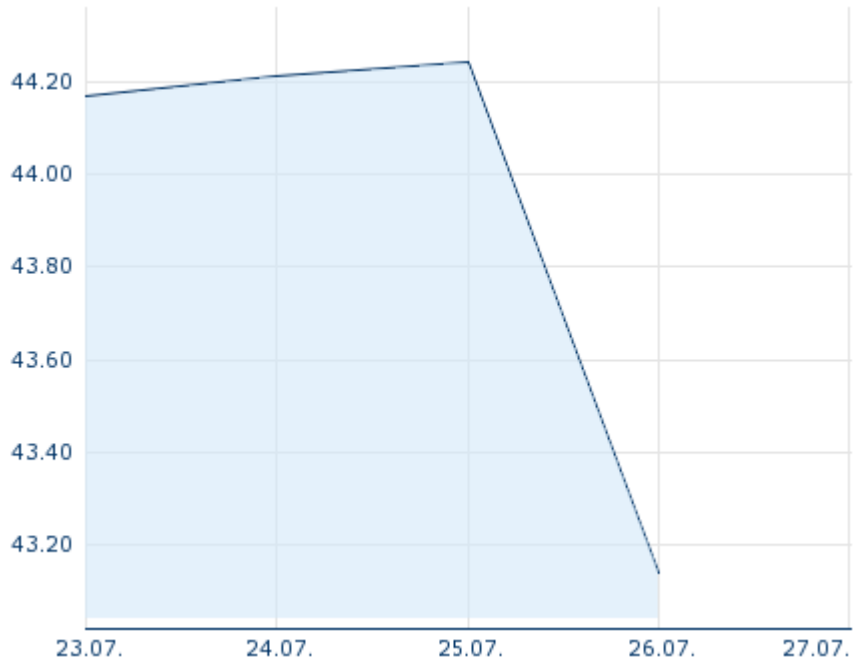
Performance and Risk

| | 6m | 1Y | 3Y |
|-------------|----|----|----|
| Perf (%) | - | - | - |
| Perf (abs.) | - | - | - |
| Beta | - | - | - |
| Volatility | - | - | - |

Futures and Options

| | |
|-----------------|---|
| Related Futures | - |
| Related Options | - |

5Y











Information about previous performance does not guarantee future performance.
 Source: FactSet

Price data

| | |
|---|-----------|
| Ø price 5 days Ø volume 5 days (pcs.) | - EUR (-) |
| Ø price 30 days Ø volume 30 days (pcs.) | - EUR (-) |
| Ø price 100 days Ø volume 100 days (pcs.) | - EUR (-) |
| Ø price 250 days Ø volume 250 days (pcs.) | - EUR (-) |
| YTD High date | - EUR (-) |
| YTD Low date | - EUR (-) |
| 52 Weeks High date | - EUR (-) |
| 52 Weeks Low date | - EUR (-) |

Recent Research

| on underlying | on sector | on market | |
|---------------|---|-----------------------|---|
| Date | | Headline | Download |
| 2024/07/24 |  | Global Equity Ratings |  |
| 2024/07/12 |  | Global Equity Ratings |  |
| 2024/06/21 |  | Global Equity Ratings |  |
| 2024/06/14 |  | Global Equity Ratings |  |
| 2024/05/29 |  | Global Equity Ratings |  |