

# MTU AERO ENGINES AG FUTURE (MTXF) - EUX/202508

2024/09/17 18:46:05

**Price**  
**276.4051** EUR

**Difference**  **-2.45% (-6.93)**

### General attributes

Symbol	MTXFQ25
Exchange	Eurex
Currency	EUR
Security type	Future
Underlying	MTU AERO ENGINES AG
Maturity	08-2025
Contract size	100

### Market data

Bid (Bid size)	- EUR (-)
Ask (Ask size)	- EUR (-)
Open	276.4051 EUR
High	276.4051 EUR
Low	276.4051 EUR
Close (prev. day)	283.3334 EUR
Underlying	MTU AERO ENGINES AG
Underlying price (date)	270.30 (24/09/18)
Settlement price (date)	276.41 (24/09/17)
Open Interest	0

### Performance and Risk

	6m	1Y	3Y
Perf (%)	-	-	-
Perf (abs.)	-	-	-
Beta	-	-	-
Volatility	-	-	-

### Futures and Options

Related Futures	-
Related Options	-

5Y












Information about previous performance does not guarantee future performance.  
Source: FactSet

### Price data

Ø price 5 days   Ø volume 5 days (pcs.)	281.6464 EUR (0)
Ø price 30 days   Ø volume 30 days (pcs.)	274.6590 EUR (0)
Ø price 100 days   Ø volume 100 days (pcs.)	- EUR (-)
Ø price 250 days   Ø volume 250 days (pcs.)	- EUR (-)
YTD High   date	- EUR (-)
YTD Low   date	- EUR (-)
52 Weeks High   date	- EUR (-)
52 Weeks Low   date	- EUR (-)

### Recent Research

on sector		on market	
Date		Headline	Download
2024/09/11		Global Equity Ratings	
2024/09/05		Global Equity Ratings	
2024/08/12		Global Equity Ratings	
2024/07/24		Global Equity Ratings	
2024/07/12		Global Equity Ratings	