

# UNILEVER PLC FUTURE (UNIH) - EUX/202508

2024/09/17 18:46:20

Price  
**58.5782** EUR

Difference  -0.53% (-0.31)

### General attributes

|               |              |
|---------------|--------------|
| Symbol        | UNIHQ25      |
| Exchange      | Eurex        |
| Currency      | EUR          |
| Security type | Future       |
| Underlying    | UNILEVER PLC |
| Maturity      | 08-2025      |
| Contract size | 100          |

### Market data

|                         |                     |
|-------------------------|---------------------|
| Bid (Bid size)          | - EUR (-)           |
| Ask (Ask size)          | - EUR (-)           |
| Open                    | 58.5782 EUR         |
| High                    | 58.5782 EUR         |
| Low                     | 58.5782 EUR         |
| Close (prev. day)       | 58.8919 EUR         |
| Underlying              | UNILEVER PLC        |
| Underlying price (date) | 4,937.00 (24/09/17) |
| Settlement price (date) | 58.58 (24/09/17)    |
| Open Interest           | 0                   |

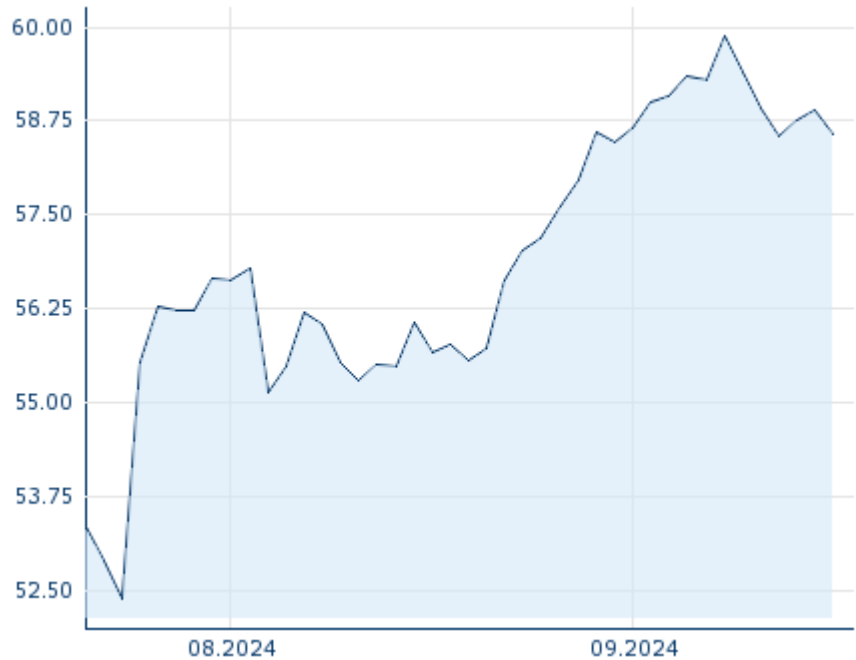
### Performance and Risk

|             | 6m | 1Y | 3Y |
|-------------|----|----|----|
| Perf (%)    | -  | -  | -  |
| Perf (abs.) | -  | -  | -  |
| Beta        | -  | -  | -  |
| Volatility  | -  | -  | -  |

### Futures and Options

|                 |   |
|-----------------|---|
| Related Futures | - |
| Related Options | - |

5Y













Information about previous performance does not guarantee future performance.  
Source: FactSet

### Price data

|   |                 |
|---|-----------------|
| Ø price 5 days   Ø volume 5 days (pcs.)     | 58.9039 EUR (0) |
| Ø price 30 days   Ø volume 30 days (pcs.)   | 57.3878 EUR (0) |
| Ø price 100 days   Ø volume 100 days (pcs.) | - EUR (-)       |
| Ø price 250 days   Ø volume 250 days (pcs.) | - EUR (-)       |
| YTD High   date                             | - EUR (-)       |
| YTD Low   date                              | - EUR (-)       |
| 52 Weeks High   date                        | - EUR (-)       |
| 52 Weeks Low   date                         | - EUR (-)       |

### Recent Research

| on underlying |   | on sector             |   |
|---------------|---|-----------------------|---|
| Date          |   | Headline              | Download  |
| 2024/09/11    |  | Global Equity Ratings |  |
| 2024/09/05    |  | Global Equity Ratings |  |
| 2024/08/12    |  | Global Equity Ratings |  |
| 2024/07/24    |  | Global Equity Ratings |  |
| 2024/07/12    |  | Global Equity Ratings |  |