

## LUCID GROUP INC. CLASS A

ISIN: **US5494981039** WKN: **549498103**

## Overview

2024/09/05 21:22:37

Price

3.258 EUR

Difference  -6.00% (-0.21)

## General attributes

ISIN	US5494981039
Symbol	LCID
Exchange	Stuttgart
Currency	EUR
Sector	Automotive
Security type	Stock
Market cap (m)	7,881 EUR
Benchmark	S&P 500

## Market data

Bid (Bid size)	- (0)
Ask (Ask size)	- (0)
Open	-
High	3.258 EUR
Low	3.2205 EUR
Close (prev. day)	3.466 EUR
VWAP	-
Volume (pcs)	115
Trading volume	374.00
Number of trades	6
Last size	0

## Futures and Options











Related Futures	-
Related Options	-



5Y

Information about previous performance does not guarantee future performance.  
Source: FactSet

## Recent research

on sector		on market	
Date		Headline	Download
2024/09/17		GEVORKYAN Podniková analýza	
2024/09/11		Global Equity Ratings	
2024/09/09		GEVORKYAN Podniková analýza	
2024/09/05		Global Equity Ratings	
2024/08/12		Global Equity Ratings	

## Details

2024/09/05 21:22:37

## Price

3.258 EUR

Difference  -6.00% (-0.21)

## General attributes

ISIN	US5494981039
Symbol	LCID
Exchange	Stuttgart
Currency	EUR
Sector	Automotive
Security type	Stock
Market cap (m)	7,881 EUR
Benchmark	S&P 500

## Market data

Bid (Bid size)	- (0)
Ask (Ask size)	- (0)
Open	-
High	3.258 EUR
Low	3.2205 EUR
Close (prev. day)	3.466 EUR
VWAP	-
Volume (pcs)	115
Trading volume	374.00
Number of trades	6
Last size	0

## Performance and Risk

	6m	1Y	3Y
Perf (%)	-	-	-
Perf (abs.)	-	-	-
Beta	-	-	-
Volatility	-	-	-

5Y



Information about previous performance does not guarantee future performance.  
Source: FactSet

## Price data

Ø price 5 days   Ø volume 5 days (pcs.)	3.459 EUR (182)
Ø price 30 days   Ø volume 30 days (pcs.)	3.153 EUR (315)
Ø price 100 days   Ø volume 100 days (pcs.)	- EUR (-)
Ø price 250 days   Ø volume 250 days (pcs.)	- EUR (-)
YTD High   date	- EUR (-)
YTD Low   date	- EUR (-)
52 Weeks High   date	- EUR (-)
52 Weeks Low   date	- EUR (-)

## Arbitrage views

Exchange	Date	Time	Price	Trading volume (mio.)	Number of trades
Tradegate	2024/09/18	17:06	3.30 EUR	0.03	19
Stuttgart	2024/09/05	21:22	3.258 EUR	0.00	6
Nasdaq	2024/09/18	17:13	3.6642 USD	29.09	18,279
Munich	2024/09/18	12:20	3.346 EUR	0.00	2
Frankfurt	2024/09/18	09:59	3.284 EUR	0.00	3

	18					
Duesseldorf	2024/09/ 18	16:31	3.298 EUR	0.00		4
Berlin	2024/09/ 18	16:16	3.311 EUR	0.00		10

## Company profile

### Company Logo

LUCID

### Contact Details

LUCID GROUP INC.

--

----

Telefon: -

Fax: -

E-mail: -

### Company Profile

-

### Members of Management Board

Turqi Alnowaiser	Chairman of Board of Directors
Andrew Liveris	Member of Board of Directors
Chabi Nouri	Member of Board of Directors
Glenn August	Member of Board of Directors
Janet Wong	Member of Board of Directors
Nichelle Maynard-Elliott	Member of Board of Directors
Ori Winitzer	Member of Board of Directors
Sherif Marakby	Member of Board of Directors