


# RICHTER GEDEON VEGYESZETI GYAR NYRT (RCH) - BUD/20241022

2024/07/17 08:17:36

**Price**  
9,953.00 HUF

**Difference**  0.44% (44.00)

**General attributes**

**Symbol** RCH1024

**Exchange** Budapest Stock Exchange

**Currency** HUF

**Security type** Future

**Underlying** RICHTER GEDEON VEGYESZETI GYAR NYRT

**Maturity** 10-2024

**Contract size** 50

**Market data**

**Bid (Bid size)** - HUF (-)

**Ask (Ask size)** - HUF (-)

**Open** 9,953.00 HUF

**High** -

**Low** -

**Close (prev. day)** 9,909.00 HUF

**Underlying** RICHTER GEDEON VEGYESZETI GYAR NYRT

**Underlying price (date)** 9,775.00 (24/07/17)

**Settlement price (date)** - (-)

**Open Interest** 0

**Performance and Risk**

|             | 6m | 1Y | 3Y |
|-------------|----|----|----|
| Perf (%)    | -  | -  | -  |
| Perf (abs.) | -  | -  | -  |
| Beta        | -  | -  | -  |
| Volatility  | -  | -  | -  |

**Futures and Options**

**Related Futures** -

**Related Options** -



Information about previous performance does not guarantee future performance.  
Source: FactSet

**Price data**

Ø price 5 days | Ø volume 5 days (pcs.) - HUF (-)

Ø price 30 days | Ø volume 30 days (pcs.) - HUF (-)

Ø price 100 days | Ø volume 100 days (pcs.) - HUF (-)

Ø price 250 days | Ø volume 250 days (pcs.) - HUF (-)





YTD High | date - HUF (-)

YTD Low | date - HUF (-)

52 Weeks High | date - HUF (-)

52 Weeks Low | date - HUF (-)

**Recent Research**

| on sector  |   | on market             |   |
|------------|---|-----------------------|---|
| Date       |   | Headline              | Download  |
| 2024/07/12 |  | Global Equity Ratings |  |
| 2024/06/21 |  | Global Equity Ratings |  |
| 2024/06/14 |  | Global Equity Ratings |  |
| 2024/05/29 |  | Global Equity Ratings |  |
| 2024/04/26 |  | Global Equity Ratings |  |