


# OPUS GLOBAL NYRT (OPS) - BUD/20241022

2024/09/05 18:23:15

**Price**  
**465.00** HUF

**Difference**  1.09% (5.00)

**General attributes**

Symbol	OPS1024
Exchange	Budapest Stock Exchange
Currency	HUF
Security type	Future
Underlying	OPUS GLOBAL NYRT
Maturity	10-2024
Contract size	5,000

**Market data**

Bid (Bid size)	465.00 HUF (6)
Ask (Ask size)	460.00 HUF (6)
Open	465.00 HUF
High	465.00 HUF
Low	465.00 HUF
Close (prev. day)	460.00 HUF
Underlying	OPUS GLOBAL NYRT
Underlying price (date)	458.00 (24/09/18)
Settlement price (date)	- (-)
Open Interest	30

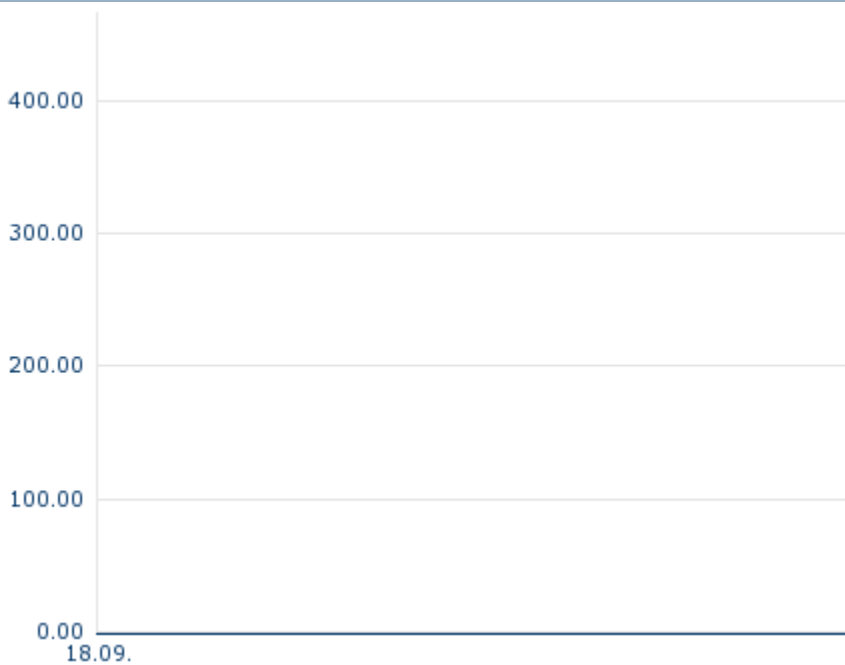
**Performance and Risk**

	6m	1Y	3Y
Perf (%)	-	-	-
Perf (abs.)	-	-	-
Beta	-	-	-
Volatility	-	-	-

**Futures and Options**

Related Futures	-
Related Options	-

5Y






Information about previous performance does not guarantee future performance.  
 Source: FactSet

**Price data**

Ø price 5 days   Ø volume 5 days (pcs.)	- HUF (-)
Ø price 30 days   Ø volume 30 days (pcs.)	- HUF (-)
Ø price 100 days   Ø volume 100 days (pcs.)	- HUF (-)
Ø price 250 days   Ø volume 250 days (pcs.)	- HUF (-)
YTD High   date	- HUF (-)
YTD Low   date	- HUF (-)
52 Weeks High   date	- HUF (-)
52 Weeks Low   date	- HUF (-)

**Recent Research**

on sector	on market	Date	Headline	Download
		2024/09/11	 Global Equity Ratings	
		2024/09/05	 Global Equity Ratings	
		2024/08/12	 Global Equity Ratings	
		2024/07/24	 Global Equity Ratings	
		2024/07/12	 Global Equity Ratings	