


# BUX FUTURES (BUX) - BUD/20241018

2024/09/18 03:56:08	
Price	<b>73,030.00</b> HUF
Difference	 -0.10% (-70.00)

General attributes	
Symbol	BUX1024
Exchange	Budapest Stock Exchange
Currency	HUF
Security type	Future
Underlying	HUNGARY BUX
Maturity	10-2024
Contract size	1

Market data	
Bid (Bid size)	- HUF (-)
Ask (Ask size)	- HUF (-)
Open	73,030.00 HUF
High	-
Low	-
Close (prev. day)	73,100.00 HUF
Underlying	HUNGARY BUX
Underlying price (date)	72,768.53 (24/09/18)
Settlement price (date)	- (-)
Open Interest	0

Performance and Risk			
	6m	1Y	3Y
Perf (%)	-	-	-
Perf (abs.)	-	-	-
Beta	-	-	-
Volatility	-	-	-










Futures and Options	
Related Futures	-
Related Options	-



Information about previous performance does not guarantee future performance.  
Source: FactSet

Price data	
Ø price 5 days   Ø volume 5 days (pcs.)	- HUF (-)
Ø price 30 days   Ø volume 30 days (pcs.)	- HUF (-)
Ø price 100 days   Ø volume 100 days (pcs.)	- HUF (-)
Ø price 250 days   Ø volume 250 days (pcs.)	- HUF (-)
YTD High   date	- HUF (-)
YTD Low   date	- HUF (-)
52 Weeks High   date	- HUF (-)
52 Weeks Low   date	- HUF (-)

### Recent Research

on market		
Date	Headline	Download
2024/09/16	 Industry, producer prices and labor market data	
2024/09/13	 Hungary   Boosting growth remains a challenge	
2024/09/13	 CEE   Germany's underperformance is sneaking into CEE	
2024/09/10	 August inflation came in at 3.4% y/y	
2024/09/08	 Will Croatia see a rating upgrade?	