

(TDTG) - EUX/C9

2024/07/11 19:12:40

Price
38.2691 EUR

Difference  2.34% (0.87)

General attributes

| | |
|---------------|--------------------------|
| Symbol | TDTGC9 |
| Exchange | Eurex |
| Currency | EUR |
| Security type | Future |
| Underlying | DAIMLER TRUCK HOLDING AG |
| Maturity | 06-2026 |
| Contract size | 100 |

Market data

| | |
|-------------------------|--------------------------|
| Bid (Bid size) | - EUR (-) |
| Ask (Ask size) | - EUR (-) |
| Open | 38.2691 EUR |
| High | 38.2691 EUR |
| Low | 38.2691 EUR |
| Close (prev. day) | 37.3953 EUR |
| Underlying | DAIMLER TRUCK HOLDING AG |
| Underlying price (date) | 37.33 (24/07/11) |
| Settlement price (date) | 38.27 (24/07/11) |
| Open Interest | 0 |


Performance and Risk

| | 6m | 1Y | 3Y |
|-------------|----|----|----|
| Perf (%) | - | - | - |
| Perf (abs.) | - | - | - |
| Beta | - | - | - |
| Volatility | - | - | - |

Futures and Options

| | |
|-----------------|---|
| Related Futures | - |
| Related Options | - |

5Y












Information about previous performance does not guarantee future performance.
Source: FactSet

Price data

| | |
|---|-----------|
| Ø price 5 days Ø volume 5 days (pcs.) | - EUR (-) |
| Ø price 30 days Ø volume 30 days (pcs.) | - EUR (-) |
| Ø price 100 days Ø volume 100 days (pcs.) | - EUR (-) |
| Ø price 250 days Ø volume 250 days (pcs.) | - EUR (-) |
| YTD High date | - EUR (-) |
| YTD Low date | - EUR (-) |
| 52 Weeks High date | - EUR (-) |
| 52 Weeks Low date | - EUR (-) |

Recent Research

| on sector | | on market | |
|------------|---|-----------------------|---|
| Date | | Headline | Download |
| 2024/06/24 |  | Pilulka Lékárny |  |
| 2024/06/21 |  | Global Equity Ratings |  |
| 2024/06/14 |  | Global Equity Ratings |  |
| 2024/05/29 |  | Global Equity Ratings |  |
| 2024/04/26 |  | Global Equity Ratings |  |