

SARTOR.STED.BIO. FUTURE (TDIM) - EUX/C2

2024/09/03 18:57:40

Price
173.8539 EURDifference  0.54% (0.93)

General attributes

Symbol	TDIMC2
Exchange	Eurex
Currency	EUR
Security type	Future
Underlying	SARTORIUS STEDIM BIOTECH SA
Maturity	10-2024
Contract size	100

Market data

Bid (Bid size)	- EUR (-)
Ask (Ask size)	- EUR (-)
Open	173.8539 EUR
High	173.8539 EUR
Low	173.8539 EUR
Close (prev. day)	172.921 EUR
Underlying	SARTORIUS STEDIM BIOTECH SA
Underlying price (date)	174.70 (24/09/03)
Settlement price (date)	173.85 (24/09/03)
Open Interest	0

Performance and Risk

	6m	1Y	3Y
Perf (%)	-	-	-
Perf (abs.)	-	-	-
Beta	-	-	-
Volatility	-	-	-

Futures and Options

Related Futures	-
Related Options	-












5Y

Information about previous performance does not guarantee future performance.
Source: FactSet

Price data

Ø price 5 days Ø volume 5 days (pcs.)	179.7292 EUR (0)
Ø price 30 days Ø volume 30 days (pcs.)	174.0938 EUR (0)
Ø price 100 days Ø volume 100 days (pcs.)	- EUR (-)
Ø price 250 days Ø volume 250 days (pcs.)	- EUR (-)
YTD High date	- EUR (-)
YTD Low date	- EUR (-)
52 Weeks High date	- EUR (-)
52 Weeks Low date	- EUR (-)

Recent Research

on sector		on market	
Date		Headline	Download
2024/08/12		Global Equity Ratings	
2024/07/24		Global Equity Ratings	
2024/07/12		Global Equity Ratings	
2024/06/21		Global Equity Ratings	
2024/06/14		Global Equity Ratings	