


LENDLEASE GROUP (LLC) - AUX/CALL/0.01/20240711

2024/07/08 09:34:12

Price
5.71 AUD

Difference  0.79% (0.05)

General attributes

| | |
|-----------------|-----------------|
| Symbol | LLC24G110.01 |
| Exchange | AUX |
| Currency | AUD |
| Security type | Option |
| Underlying | LENDLEASE GROUP |
| Type | CALL |
| Style | European |
| Strike price | 0.01 AUD |
| Maturity | 2024/07/11 |
| Contract size | 100 |
| Settlement date | 2024/07/08 |
| Delivery date | - |

Market data

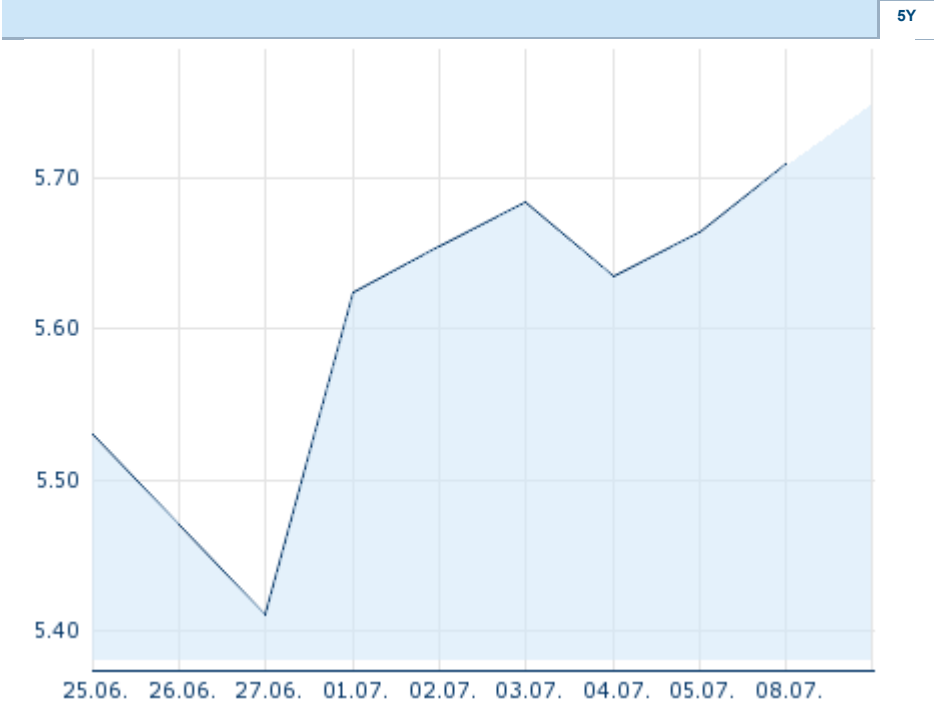
| | |
|-------------------------|-----------------|
| Bid (Bid size) | - |
| Ask (Ask size) | - |
| Open | 5.71 AUD |
| High | 5.71 AUD |
| Low | 5.71 AUD |
| Close (prev. day) | 5.665 AUD |
| Underlying | LendLease Group |
| Underlying price (date) | 5.71 (24/07/08) |
| Settlement price (date) | 5.71 (24/07/08) |
| Open Interest | - |

Performance and Risk

| | 6m | 1Y | 3Y |
|-------------|----|----|----|
| Perf (%) | - | - | - |
| Perf (abs.) | - | - | - |
| Beta | - | - | - |
| Volatility | - | - | - |

Futures and Options

| | |
|-----------------|---|
| Related Futures | - |
| Related Options | - |







Information about previous performance does not guarantee future performance.
Source: FactSet

Price data

| | |
|---|--------------|
| Ø price 5 days Ø volume 5 days (pcs.) | 5.69 AUD (0) |
| Ø price 30 days Ø volume 30 days (pcs.) | - AUD (-) |
| Ø price 100 days Ø volume 100 days (pcs.) | - AUD (-) |
| Ø price 250 days Ø volume 250 days (pcs.) | - AUD (-) |
| YTD High date | - AUD (-) |
| YTD Low date | - AUD (-) |
| 52 Weeks High date | - AUD (-) |
| 52 Weeks Low date | - AUD (-) |

Recent research

on sector

| Date | Headline | Download |
|------------|---|---|
| 2024/06/21 |  Global Equity Ratings |  |
| 2024/06/14 |  Global Equity Ratings |  |
| 2024/05/29 |  Global Equity Ratings |  |
| 2024/04/26 |  Global Equity Ratings |  |
| 2024/04/03 |  Global Equity Ratings |  |