

AIR LIQUIDE-SA FUTURE (AIRF) - EUX/C12

2024/09/18 18:40:12

Price
169.8879 EURDifference  -1.41% (-2.43)

General attributes

| | |
|---------------|----------------|
| Symbol | AIRFC12 |
| Exchange | Eurex |
| Currency | EUR |
| Security type | Future |
| Underlying | AIR LIQUIDE SA |
| Maturity | 08-2025 |
| Contract size | 100 |

Market data

| | |
|-------------------------|-------------------|
| Bid (Bid size) | - EUR (-) |
| Ask (Ask size) | - EUR (-) |
| Open | 169.8879 EUR |
| High | 169.8879 EUR |
| Low | 169.8879 EUR |
| Close (prev. day) | 172.313 EUR |
| Underlying | AIR LIQUIDE SA |
| Underlying price (date) | 167.80 (24/09/18) |
| Settlement price (date) | 169.89 (24/09/18) |
| Open Interest | 0 |

Performance and Risk

| | 6m | 1Y | 3Y |
|-------------|----|----|----|
| Perf (%) | - | - | - |
| Perf (abs.) | - | - | - |
| Beta | - | - | - |
| Volatility | - | - | - |

Futures and Options

| | |
|-----------------|---|
| Related Futures | - |
| Related Options | - |












Information about previous performance does not guarantee future performance.
Source: FactSet

Price data

| | |
|---|------------------|
| Ø price 5 days Ø volume 5 days (pcs.) | 171.9452 EUR (0) |
| Ø price 30 days Ø volume 30 days (pcs.) | 168.5787 EUR (0) |
| Ø price 100 days Ø volume 100 days (pcs.) | - EUR (-) |
| Ø price 250 days Ø volume 250 days (pcs.) | - EUR (-) |
| YTD High date | - EUR (-) |
| YTD Low date | - EUR (-) |
| 52 Weeks High date | - EUR (-) |
| 52 Weeks Low date | - EUR (-) |

Recent Research

| on sector | | on market | |
|------------|---|-----------------------|---|
| Date | | Headline | Download |
| 2024/09/11 |  | Global Equity Ratings |  |
| 2024/09/05 |  | Global Equity Ratings |  |
| 2024/08/12 |  | Global Equity Ratings |  |
| 2024/07/24 |  | Global Equity Ratings |  |
| 2024/07/12 |  | Global Equity Ratings |  |