

WIENERBERGER AG FUTURE (TWIE) - EUX/202606

2024/10/18 19:24:19

Price
27.6954 EUR

Difference  **-0.19% (-0.05)**

General attributes

Symbol	TWIEM26
Exchange	Eurex
Currency	EUR
Security type	Future
Underlying	WIENERBERGER AG
Maturity	06-2026
Contract size	100

Market data

Bid (Bid size)	- EUR (-)
Ask (Ask size)	- EUR (-)
Open	27.6954 EUR
High	27.6954 EUR
Low	27.6954 EUR
Close (prev. day)	27.7482 EUR
Underlying	WIENERBERGER AG
Underlying price (date)	27.80 (24/10/18)
Settlement price (date)	27.70 (24/10/18)
Open Interest	0

Performance and Risk

	6m	1Y	3Y
Perf (%)	-	-	-
Perf (abs.)	-	-	-
Beta	-	-	-
Volatility	-	-	-

Futures and Options

Related Futures	-
Related Options	-












Information about previous performance does not guarantee future performance.
Source: FactSet

Price data

Ø price 5 days Ø volume 5 days (pcs.)	27.6518 EUR (0)
Ø price 30 days Ø volume 30 days (pcs.)	28.8824 EUR (0)
Ø price 100 days Ø volume 100 days (pcs.)	- EUR (-)
Ø price 250 days Ø volume 250 days (pcs.)	- EUR (-)
YTD High date	- EUR (-)
YTD Low date	- EUR (-)
52 Weeks High date	- EUR (-)
52 Weeks Low date	- EUR (-)

Recent Research

on sector		on market	
Date		Headline	Download
2024/09/27		Global Equity Ratings	
2024/09/11		Global Equity Ratings	
2024/09/05		Global Equity Ratings	
2024/08/12		Global Equity Ratings	
2024/07/24		Global Equity Ratings	