

# (TDGE) - EUX/202606

2024/09/17 19:04:28

Price  
**2,544.5468** GBP

Difference  2.41% (59.87)

### General attributes

Symbol	TDGEM26
Exchange	Eurex
Currency	GBP
Security type	Future
Underlying	DIAGEO PLC
Maturity	06-2026
Contract size	100

### Market data

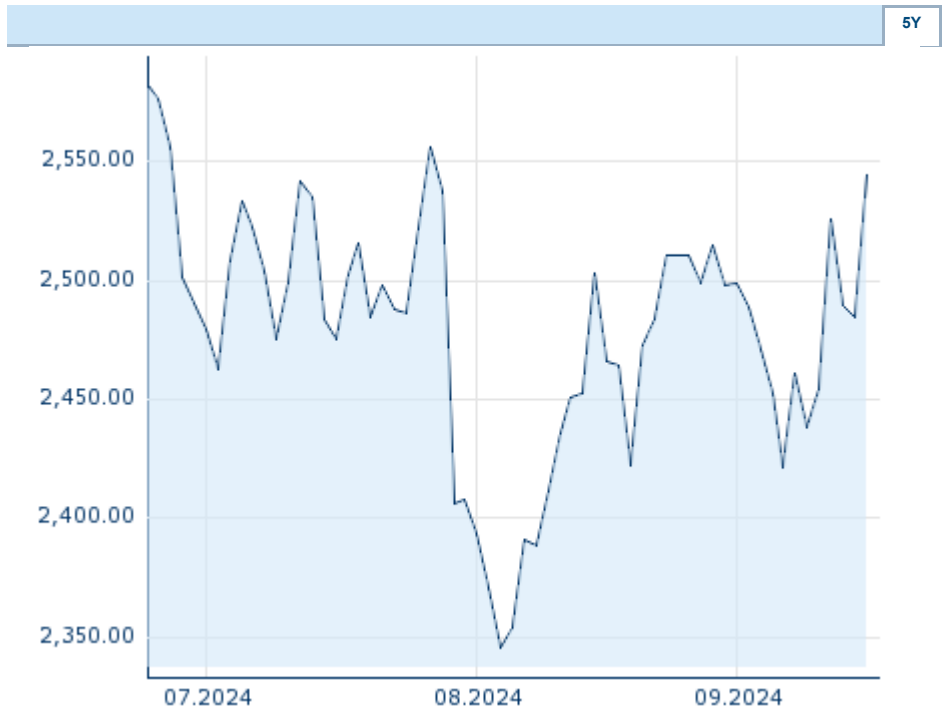
Bid (Bid size)	- GBP (-)
Ask (Ask size)	- GBP (-)
Open	2,544.5468 GBP
High	2,544.5468 GBP
Low	2,544.5468 GBP
Close (prev. day)	2,484.6776 GBP
Underlying	DIAGEO PLC
Underlying price (date)	2,478.50 (24/09/18)
Settlement price (date)	2,544.55 (24/09/17)
Open Interest	0

### Performance and Risk

	6m	1Y	3Y
Perf (%)	-	-	-
Perf (abs.)	-	-	-
Beta	-	-	-
Volatility	-	-	-

### Futures and Options

Related Futures	-
Related Options	-












Information about previous performance does not guarantee future performance.  
Source: FactSet

### Price data

Ø price 5 days   Ø volume 5 days (pcs.)	2,499.7151 GBP (0)
Ø price 30 days   Ø volume 30 days (pcs.)	2,470.4703 GBP (0)
Ø price 100 days   Ø volume 100 days (pcs.)	- GBP (-)
Ø price 250 days   Ø volume 250 days (pcs.)	- GBP (-)
YTD High   date	- GBP (-)
YTD Low   date	- GBP (-)
52 Weeks High   date	- GBP (-)
52 Weeks Low   date	- GBP (-)

### Recent Research

on underlying		on sector	
Date		Headline	Download
2024/09/11		Global Equity Ratings	
2024/09/05		Global Equity Ratings	
2024/08/12		Global Equity Ratings	
2024/07/24		Global Equity Ratings	
2024/07/12		Global Equity Ratings	